



00007549202101608860570571

OFFICIAL RECORD  
AMY ELMER, RECORDER

(for Recorder's use only)

1  
2 APN # \_\_\_\_\_  
3

4  
5  
6 Recording Requested by and returned to:  
7

8 Name: Division of Welfare and Supportive Services

9 Child Support Enforcement

10 Address: 300 E. Second St., Ste. 1200

11 City/State/Zip: Reno, NV 89501-1580  
12

13  Release of Lien (RELN)

14  Judgment and Order

15  Stipulation and Order

16  Other:  
17  
18

19 OBLIGOR'S NAME: JOHN WHITE

20 UPI #: 291-82-8100A  
21  
22

23  
24 This page added to provide additional information required by NRS 111.312 Sections 1-2.

25 (Additional recording fee applies.)  
26

27 This cover page must be typed or printed.  
28

1 CASE NO. 2021-UR-00004

2 DEPT. NO. I

3  
4 **IN THE NINTH JUDICIAL DISTRICT COURT OF THE STATE OF NEVADA**  
5 **IN AND FOR THE COUNTY OF DOUGLAS**

6 DIVISION OF WELFARE AND SUPPORTIVE SERVICES  
7 AND AMY WHITE

Obligees,

**AFFIDAVIT OF RECORDATION**


8 Vs.


9 JOHN WHITE


Obligor

10 \_\_\_\_\_ /  
11 I, Martin Hernandez, hereby swear and affirm under penalty of perjury that the following assertions are true:

- 12 1. That affiant is, and at all times mentioned herein was, a citizen of the State of Nevada, over the
- 13 age of twenty-one years of age, and an employee of the Division of Welfare and Supportive
- 14 Services Child Support Enforcement Office managing the legal process under Case Number
- 15 291-82-8100A.
- 16 2. That this affidavit and Judgment and Order is being filed pursuant to NRS125B.142 and
- 17 NRS17.150, and when so recorded shall become a lien upon all the real property of the Obligor.
- 18 3. That the Obligor's name is John White, whose address, Social Security number and date of birth
- 19 is confidential on file with the Division of Welfare and Supportive Services Child Support
- 20 Enforcement Office.
- 21 4. That attached hereto is a certified copy of the Judgment and Order filed on July 12<sup>th</sup>, 2021.

22  
23  
24   
25 \_\_\_\_\_  
26 Martin Hernandez  
27 Administrative Assistant II

28 State of Nevada, County of Washoe  
Subscribed and sworn before me this  
21 day of July, 2021  
  
\_\_\_\_\_  
NOTARY PUBLIC



**INSTRUCTIONS TO RECORDER**

Obligor: John White

Obligee: Amy White

Date: July 21<sup>th</sup>, 2021

From: Martin Hernandez, Administrative Assistant II, Division of Welfare and Supportive Services Child Support Enforcement Office

Enclosed: Certified copy of Child Support Judgment and Order

In accordance with NRS125B.142 and NRS17.150, on the behalf of the Division please record the attached Affidavit and Judgment and Order at the request of the Division of Welfare and Supportive Services Child Support Enforcement Office.

Please note: If the judgment is a Stipulation and Order, they should be recorded as one document.

Thank you for your assistance. If you have any questions or concerns, please call me at (775) 448-5168.

COPY

FILED

1 CASE NO. 2021-UR-00004

2 DEPT. NO. I

RECEIVED

JUL 07 2021

2021 JUL 12 AM 8:53

Douglas County  
District Court Clerk

BOBBIE R. WILLIAMS  
CLERK

M. CARNEY  
DEPUTY

3  
4  
5  
6 IN THE NINTH JUDICIAL DISTRICT COURT OF THE STATE OF NEVADA  
7 IN AND FOR THE COUNTY OF DOUGLAS

8  
9 DIVISION OF WELFARE AND SUPPORTIVE SERVICES  
10 AND AMY WHITE

Obligees,

11 Vs.

12  
13 JOHN WHITE

Obligor

14  
15 **JUDGMENT AND ORDER**

16 *The undersigned does hereby affirm this document does not contain the social security number of any*  
17 *person, pursuant to NRS 239B.030.*

18 This matter was heard on June 11, 2021 for the Notice of Intent to Enforce and Modify  
19 parties' 2014 court order. The Court Master with the following were present:

20 Obligee:  Not Present

21 Obligor:  Present, via telephone

22  
23 Presented by: Alyssa Matovina

Division of Welfare and Support Services  
Child Support Enforcement

24  
25 After considering all the evidence, the Master hereby makes the following Findings and  
26 Recommendations:  
27  
28

1 The Obligor is the parent of the following children:

<u>NAME</u>	<u>DOB</u>	
<u>ALEXIS LYNNE WHITE</u>	<u>JUNE 2, 2002</u>	Emancipated 06/2020

4 [REDACTED] [REDACTED]

5 [REDACTED] [REDACTED]

- 6  Obligee was properly noticed of today's hearing on or about May 18, 2021.
- 7  Using actual earnings, Obligor's gross monthly earnings are \$7,500.00. Pursuant to the
- 8 formula prescribed within NRS 125B.080 and NAC 425 et seq., 22% of those earnings,
- 9 the state calculates an obligation of \$1,485.00 per month.
- 10  The monthly child support obligation recommended in paragraph 1 below is adjusted
- 11 based on the following considerations contained in NAC 425.150:
- 12 Any special educational needs of the child: \_\_\_\_\_ N/A;
- 13 The legal responsibility of the parties for the support of others: \_\_\_\_\_ N/A;
- 14 The value of services contributed by either party: \_\_\_\_\_ N/A;
- 15 Any public assistance paid to support the child: \_\_\_\_\_ N/A;
- 16 The cost of transportation of the child to and from visitation: \_\_\_\_\_ \$300.00;
- 17 The relative income of both households: \_\_\_\_\_ N/A;
- 18 Any other necessary expenses for the benefit of the child: \_\_\_\_\_ N/A;
- 19 The Obligor's ability to pay: \_\_\_\_\_ N/A;
- 20 The child(ren)'s derivative benefit from a federal public benefit: \_\_\_\_\_ N/A.

18  The child support amount recommended by the Court Master (set out in paragraph 1  
19 below) deviates from the statutory percentage under NAC 425 et seq., based on the  
20 Obligor's cost of insurance for the children in the amount of \$N/A. NAC 425.135

21  The monthly child support amount recommended in paragraph 1 below deviates/is  
22 adjusted from the statutory percentage under NRS 125B.080 and NAC 425 et seq.,  
23 based on the reasonable cost of child care in amount of N/A and the Obligor will share  
24 the equitable amount of N/A as part of the monthly child support obligation. NAC  
25 425.130.

27 RECOMMENDED ORDER IS:

- 28 1.  Ongoing support is ordered in the amount of \$1,185.00 per month beginning

1 June 1, 2021. The obligation for Child Support continues until the child turns 18 years  
2 of age, or until the child turns 19 years of age if the child is enrolled in High School.  
3 NRS 425.300. However, this obligation to support a child is affected by a child's  
4 ability to live on their own (NRS129.080 to 129.140 – legal emancipation) or when  
5 applicable, continued financial support beyond the age of majority per NRS 125B.110.

6 2.  The Obligor is responsible for **child support** arrears for the period of  
7 December 1, 2014 through May 31, 2021.

8  A judgment is entered against the Obligor for **child support** arrears as follows:

9  Principal in the amount of \$0.00

10  Interest in the amount of \$3,198.32

11  Penalty in the amount of \$1,217.52

12 For a total judgment of \$4,415.84 to be repaid at \$75.00 per month beginning June 1, 2021.

13 3.  The Obligor is responsible for **medical cash** arrears for the period of  
14 December 1, 2014 through May 31, 2021.

15  A judgment is entered against the Obligor for **medical cash** arrears as follows:

16  Principal in the amount of \$0.00

17  Interest in the amount of \$861.46

18  Penalty in the amount of \$258.05

19 For a total judgment of \$1,119.51 to be repaid at \$25.00 per month beginning June 1, 2021.

20 All payments MUST be made in the form of a money order, cashier's check or business check  
21 and payable to **STATE COLLECTION AND DISBURSEMENT UNIT (SCaDU)** and sent  
22 to:

23 **STATE COLLECTION AND DISBURSEMENT UNIT (SCaDU)**

24 **P.O. BOX 98950**

25 **LAS VEGAS, NV 89193-89501**

26 The following information must be included with each payment:

27 A. Name (first, middle, last) of person responsible for paying child support.

28 B. Social Security Number of person responsible for paying child support.

C. Child support case number 291-82-8100A listed on each payment.

1 D. Name of custodian (first and last name of person receiving child support).

2 **PAYMENT OF SUPPORT IS TO BE AS PROVIDED HEREIN, AND THE GIVING OF**  
3 **GIFTS, OF MAKING PURCHASES OF FOOD, CLOTHING AND THE LIKE WILL**  
4 **NOT FULFILL THE OBLIGATION. NOTICE: NO CREDIT WILL BE GIVEN FOR**  
5 **PAYMENTS PAID DIRECTLY TO THE OBLIGEE.**

6 4. All payments shall be made by immediate income withholding. If your full obligation  
7 is not met by the amount withheld by your employer, you are responsible to pay the  
8 difference between your court ordered obligation and the amount withheld by your  
9 employer directly to the STATE COLLECTION AND DISBURSEMENT UNIT  
10 (SCaDU). If you fail to do so you will be subject to the assessment of penalties and  
11 interest. You may avoid these additional costs by making your current child support  
12 payments each month.

13 5.  Both parties shall provide health insurance coverage for the children when available  
14 through employment or other group policy under a plan that is reasonable and  
15 accessible in cost as defined in NRS 425.3824(1)(d) and NAC 425.135. Both parties  
16 shall also provide assistance in obtaining payment for insured services.

17 6.  Pursuant NRS 425.382 et seq. and NAC 425 et seq., expenses for health care which  
18 are not reimbursed through insurance, including expenses for medical, surgical, dental,  
19 orthodontic and optical expenses, must be shared equally by both parents. If a parent  
20 seeks reimbursement for a child's medical/dental expense not covered by insurance, that  
21 parent must send proof of the expense to the other parent within 30 days of paying that  
22 bill. The other parent then has 30 days to reimburse the paying parent 1/2 the cost of  
23 that bill. The parents are required to comply with this provision for reimbursement  
24 under this provision. The parents seeking enforcement of this provision must either go  
25 to small claims court or district court to obtain a judgment against the other parent  
26 before CSEP is required to collect on that judgment.

27 7. The Obligor shall keep the Division of Welfare and Supportive Services informed of  
28 any change regarding current residential and/or mailing address, employment and of

1 access to health insurance coverage in WRITING (including health insurance policy  
2 information) within 10 days of such change.

3 8. Obligor shall be responsible for ALL child support and judgment payments due.  
4 Payment is to be made directly to the STATE COLLECTION AND  
5 DISBURSEMENT UNIT (SCaDU). At any time withholding does not occur, Obligor  
6 must make voluntary payments to the STATE COLLECTION AND DISBURSEMENT  
7 UNIT (SCaDU).

8 9. Effective July 1, 2004 simple interest will accrue on all adjudicated arrears balances  
9 (including payment in lieu of medical insurance) and spousal support balances, for  
10 cases with a Nevada controlling order pursuant to NRS 99.040. Interest assessed by a  
11 judgment of the court prior to July 1, 2004 will be enforced. Interest on the judgment  
12 shall accrue at the rate established by NRS 125B.140(2)(c)(1).

13 10. A 10% penalty will be assessed on each unpaid installment, or portion thereof, of an  
14 obligation to pay child support for a child, pursuant to NRS 125B.095 until January 31,  
15 2020. All penalties accrued through that date will be enforced/collected until the  
16 amount is paid in full.

17 11. The State of Nevada has continuing exclusive jurisdiction for enforcement and  
18 modification purposes pursuant to the Full Faith and Credit for Child Support Orders  
19 Act.

20 12. The Master finds that these Recommendations are in the best interest of the children.

21 It is further ordered that: See page 2, lines 10-17.

22 ///

23 ///

24 ///

25 ///

26 ///

27 ///

28 ///



**SUPPORT OBLIGATION BREAKDOWN AS FOLLOWS:**

Child Support.....	<b><u>\$1,185.00</u></b>	Effective <u>June 1, 2021</u>
Child Support Arrearages.....	<b><u>\$75.00</u></b>	Effective <u>June 1, 2021</u>
Medical Cash.....	<b><u>\$ N/A</u></b>	Effective <u>June 1, 2021</u>
Medical Cash Arrearages.....	<b><u>\$25.00</u></b>	Effective <u>June 1, 2021</u>
<b>TOTAL PAYMENT.....</b>	<b><u>\$1,285.00</u></b>	

Pursuant to NRS 125B.145 this Order may be reviewed every three (3) years and is subject to future modifications.

**NOTICE:** Pursuant to NAC 425.165, if you want to adjust the amount of child support established in this order, you MUST file a motion to modify the order with or submit a stipulation to the court. If a motion to modify the order is not filed or a stipulation is not submitted, the child support obligation established in this order will continue until such time as all children who are the subject of this order reach 18 years of age or, if the youngest child who is subject to this order is still in high school when he or she reaches 18 years of age, when the child graduates from high school or reaches 19 years of age, whichever comes first. Unless the parties agree otherwise in a stipulation, any modification made pursuant to a motion to modify the order will be effective as of the date the motion was filed.

Unless a stay of this Order is obtained from District Court, all enforcement procedures including, but not limited to wage withholding, garnishment, liens and the attachment of federal income tax returns will be undertaken upon entry of this order.

**IT IS SO RECOMMENDED.**

This 14 day of June, 2021.

  
COURT MASTER



1 CASE NO. 2021-UR-00004

2 DEPT. NO. I

3  
4  
5  
6 IN THE NINTH JUDICIAL DISTRICT COURT OF THE STATE OF NEVADA  
7 IN AND FOR THE COUNTY OF DOUGLAS

8  
9 DIVISION OF WELFARE AND SUPPORTIVE SERVICES  
10 AND AMY WHITE

Obligees,

11 Vs.

12  
13 JOHN WHITE

Obligor

14  
15 **CERTIFICATE OF MAILING**

16 Pursuant to NRCP 5(b), I certify that on this date I deposited for mailing, postage  
17 prepaid, at Reno, Nevada, a true copy of the attached document addressed to:

18  
19 JOHN WHITE  
CONFIDENTIAL  
IN FILE

20  
21 AMY WHITE  
CONFIDENTIAL  
IN FILE

22  
23 DATED: June 21st, 2021

24  
25 SIGNED: [Signature]  
26 MARTIN HERNANDEZ  
27 ADMINISTRATIVE ASSISTANT II

28 DOCUMENTS: JUDGMENT AND ORDER  
CASE NO. 2021-UR-00004

**Custodian Financial Audit** (part 1 of 2)

Run Date: 06/02/2021

Run Time: 11:41 AM

**NCP Name:** White , John

**Case ID:** 291828100A

**Office:** 03

**CST Name:** White, Amy

**Docket#:** 2021-UR-00004

**Prepared By:** AMMATOVI

**Prepared By Date:** 06/02/2021

**Last Updated By:** AMMATOVI

**Last Updated By Date:** 06/02/2021

**Provision Type: Child Support**

	Event Date	Event Type	Current Amount Due	NCP Paid	Unadjudicated Arrears		Adjudicated Arrears		
					Adjustment Amount	Running Balance	Adjustment Amount	Running Balance	
1	12/01/2014	J	0.00	0.00	0.00	0.00	2163.00	2163.00	1
2	12/01/2014	O	968.95	0.00	968.95	968.95	0.00	2163.00	2
3	12/01/2014	P	0.00	400.00	-400.00	568.95	0.00	2163.00	3
4	12/31/2014	M	0.00	0.00	0.00	568.95	0.00	2163.00	4
5	01/01/2015	O	968.95	0.00	968.95	1537.90	0.00	2163.00	5
6	01/01/2015	P	0.00	450.00	-450.00	1087.90	0.00	2163.00	6
7	01/31/2015	M	0.00	0.00	0.00	1087.90	0.00	2163.00	7
8	02/01/2015	O	968.95	0.00	968.95	2056.85	0.00	2163.00	8
9	02/01/2015	P	0.00	825.00	-825.00	1231.85	0.00	2163.00	9
10	02/28/2015	M	0.00	0.00	0.00	1231.85	0.00	2163.00	10
11	03/01/2015	O	968.95	0.00	968.95	2200.80	0.00	2163.00	11
12	03/01/2015	P	0.00	300.00	-300.00	1900.80	0.00	2163.00	12
13	03/31/2015	M	0.00	0.00	0.00	1900.80	0.00	2163.00	13
14	04/01/2015	O	968.95	0.00	968.95	2869.75	0.00	2163.00	14
15	04/30/2015	M	0.00	0.00	0.00	2869.75	0.00	2163.00	15
16	05/01/2015	O	968.95	0.00	968.95	3838.70	0.00	2163.00	16
17	05/31/2015	M	0.00	0.00	0.00	3838.70	0.00	2163.00	17
18	06/01/2015	O	968.95	0.00	968.95	4807.65	0.00	2163.00	18
19	06/04/2015	P	0.00	165.39	-165.39	4642.26	0.00	2163.00	19
20	06/05/2015	P	0.00	218.19	-218.19	4424.07	0.00	2163.00	20
21	06/12/2015	P	0.00	215.00	-215.00	4209.07	0.00	2163.00	21

A

	Event Date	Event Type	Current Amount Due	NCP Paid	Unadjudicated Arrears		Adjudicated Arrears		
					Adjustment Amount	Running Balance	Adjustment Amount	Running Balance	
22	06/22/2015	P	0.00	273.68	-273.68	3935.39	0.00	2163.00	22
23	06/26/2015	P	0.00	96.69	-96.69	3838.70	0.00	2163.00	23
24	06/30/2015	M	0.00	0.00	0.00	3838.70	0.00	2163.00	24
25	07/01/2015	O	968.95	0.00	968.95	4807.65	0.00	2163.00	25
26	07/31/2015	M	0.00	0.00	0.00	4807.65	0.00	2163.00	26
27	08/01/2015	O	968.95	0.00	968.95	5776.60	0.00	2163.00	27
28	08/31/2015	M	0.00	0.00	0.00	5776.60	0.00	2163.00	28
29	09/01/2015	O	968.95	0.00	968.95	6745.55	0.00	2163.00	29
30	09/30/2015	M	0.00	0.00	0.00	6745.55	0.00	2163.00	30
31	10/01/2015	O	968.95	0.00	968.95	7714.50	0.00	2163.00	31
32	10/31/2015	M	0.00	0.00	0.00	7714.50	0.00	2163.00	32
33	11/01/2015	O	968.95	0.00	968.95	8683.45	0.00	2163.00	33
34	11/30/2015	M	0.00	0.00	0.00	8683.45	0.00	2163.00	34
35	12/01/2015	O	968.95	0.00	968.95	9652.40	0.00	2163.00	35
36	12/31/2015	M	0.00	0.00	0.00	9652.40	0.00	2163.00	36
37	01/01/2016	O	968.95	0.00	968.95	10621.35	0.00	2163.00	37
38	01/31/2016	M	0.00	0.00	0.00	10621.35	0.00	2163.00	38
39	02/01/2016	O	968.95	0.00	968.95	11590.30	0.00	2163.00	39
40	02/29/2016	M	0.00	0.00	0.00	11590.30	0.00	2163.00	40
41	03/01/2016	O	968.95	0.00	968.95	12559.25	0.00	2163.00	41
42	03/31/2016	M	0.00	0.00	0.00	12559.25	0.00	2163.00	42
43	04/01/2016	O	968.95	0.00	968.95	13528.20	0.00	2163.00	43
44	04/30/2016	M	0.00	0.00	0.00	13528.20	0.00	2163.00	44
45	05/01/2016	O	968.95	0.00	968.95	14497.15	0.00	2163.00	45
46	05/31/2016	P	0.00	354.06	-354.06	14143.09	0.00	2163.00	46
47	05/31/2016	M	0.00	0.00	0.00	14143.09	0.00	2163.00	47
48	06/01/2016	O	968.95	0.00	968.95	15112.04	0.00	2163.00	48
49	06/06/2016	P	0.00	354.06	-354.06	14757.98	0.00	2163.00	49
50	06/16/2016	P	0.00	354.06	-354.06	14403.92	0.00	2163.00	50
51	06/20/2016	P	0.00	260.83	-260.83	14143.09	0.00	2163.00	51
52	06/27/2016	P	0.00	315.29	0.00	14143.09	-315.29	1847.71	52
53	06/30/2016	M	0.00	0.00	0.00	14143.09	0.00	1847.71	53
54	07/01/2016	O	968.95	0.00	968.95	15112.04	0.00	1847.71	54
55	07/05/2016	P	0.00	354.06	-354.06	14757.98	0.00	1847.71	55

	Event Date	Event Type	Current Amount Due	NCP Paid	Unadjudicated Arrears		Adjudicated Arrears		
					Adjustment Amount	Running Balance	Adjustment Amount	Running Balance	
56	07/31/2016	M	0.00	0.00	0.00	14757.98	0.00	1847.71	56
57	08/01/2016	O	968.95	0.00	968.95	15726.93	0.00	1847.71	57
58	08/17/2016	P	0.00	354.06	-354.06	15372.87	0.00	1847.71	58
59	08/24/2016	P	0.00	354.06	-354.06	15018.81	0.00	1847.71	59
60	08/31/2016	P	0.00	260.83	-260.83	14757.98	0.00	1847.71	60
61	08/31/2016	M	0.00	0.00	0.00	14757.98	0.00	1847.71	61
62	09/01/2016	O	968.95	0.00	968.95	15726.93	0.00	1847.71	62
63	09/06/2016	P	0.00	354.06	-354.06	15372.87	0.00	1847.71	63
64	09/14/2016	P	0.00	354.06	-354.06	15018.81	0.00	1847.71	64
65	09/21/2016	P	0.00	260.83	-260.83	14757.98	0.00	1847.71	65
66	09/26/2016	P	0.00	315.29	0.00	14757.98	-315.29	1532.42	66
67	09/30/2016	M	0.00	0.00	0.00	14757.98	0.00	1532.42	67
68	10/01/2016	O	968.95	0.00	968.95	15726.93	0.00	1532.42	68
69	10/05/2016	P	0.00	354.06	-354.06	15372.87	0.00	1532.42	69
70	10/17/2016	P	0.00	614.89	-614.89	14757.98	0.00	1532.42	70
71	10/26/2016	P	0.00	315.29	0.00	14757.98	-315.29	1217.13	71
72	10/31/2016	P	0.00	354.06	0.00	14757.98	-354.06	863.07	72
73	10/31/2016	M	0.00	0.00	0.00	14757.98	0.00	863.07	73
74	11/01/2016	O	968.95	0.00	968.95	15726.93	0.00	863.07	74
75	11/09/2016	P	0.00	354.06	-354.06	15372.87	0.00	863.07	75
76	11/17/2016	P	0.00	354.06	-354.06	15018.81	0.00	863.07	76
77	11/21/2016	P	0.00	260.83	-260.83	14757.98	0.00	863.07	77
78	11/28/2016	P	0.00	80.21	0.00	14757.98	-80.21	782.86	78
79	11/30/2016	M	0.00	0.00	0.00	14757.98	0.00	782.86	79
80	12/01/2016	O	968.95	0.00	968.95	15726.93	0.00	782.86	80
81	12/07/2016	P	0.00	232.35	-232.35	15494.58	0.00	782.86	81
82	12/27/2016	P	0.00	51.10	-51.10	15443.48	0.00	782.86	82
83	12/31/2016	M	0.00	0.00	0.00	15443.48	0.00	782.86	83
84	01/01/2017	O	968.95	0.00	968.95	16412.43	0.00	782.86	84
85	01/23/2017	P	0.00	107.71	-107.71	16304.72	0.00	782.86	85
86	01/30/2017	P	0.00	276.17	-276.17	16028.55	0.00	782.86	86
87	01/31/2017	M	0.00	0.00	0.00	16028.55	0.00	782.86	87
88	02/01/2017	O	968.95	0.00	968.95	16997.50	0.00	782.86	88
89	02/06/2017	P	0.00	262.58	-262.58	16734.92	0.00	782.86	89



	Event Date	Event Type	Current Amount Due	NCP Paid	Unadjudicated Arrears		Adjudicated Arrears		
					Adjustment Amount	Running Balance	Adjustment Amount	Running Balance	
90	02/13/2017	P	0.00	195.04	-195.04	16539.88	0.00	782.86	90
91	02/24/2017	P	0.00	354.06	-354.06	16185.82	0.00	782.86	91
92	02/28/2017	M	0.00	0.00	0.00	16185.82	0.00	782.86	92
93	03/01/2017	O	968.95	0.00	968.95	17154.77	0.00	782.86	93
94	03/01/2017	P	0.00	229.60	-229.60	16925.17	0.00	782.86	94
95	03/08/2017	P	0.00	341.90	-341.90	16583.27	0.00	782.86	95
96	03/15/2017	P	0.00	354.06	-354.06	16229.21	0.00	782.86	96
97	03/27/2017	P	0.00	222.06	-43.39	16185.82	-178.67	604.19	97
98	03/29/2017	P	0.00	354.06	0.00	16185.82	-354.06	250.13	98
99	03/31/2017	M	0.00	0.00	0.00	16185.82	0.00	250.13	99
100	04/01/2017	O	968.95	0.00	968.95	17154.77	0.00	250.13	100
101	04/03/2017	P	0.00	354.06	-354.06	16800.71	0.00	250.13	101
102	04/12/2017	P	0.00	354.06	-354.06	16446.65	0.00	250.13	102
103	04/19/2017	P	0.00	260.83	-260.83	16185.82	0.00	250.13	103
104	04/26/2017	P	0.00	315.29	-65.16	16120.66	-250.13	0.00	104
105	04/30/2017	M	0.00	0.00	0.00	16120.66	0.00	0.00	105
106	05/01/2017	O	968.95	0.00	968.95	17089.61	0.00	0.00	106
107	05/01/2017	P	0.00	354.06	-354.06	16735.55	0.00	0.00	107
108	05/10/2017	P	0.00	354.06	-354.06	16381.49	0.00	0.00	108
109	05/15/2017	P	0.00	260.83	-260.83	16120.66	0.00	0.00	109
110	05/22/2017	P	0.00	244.15	-244.15	15876.51	0.00	0.00	110
111	05/31/2017	M	0.00	0.00	0.00	15876.51	0.00	0.00	111
112	06/01/2017	O	968.95	0.00	968.95	16845.46	0.00	0.00	112
113	06/01/2017	P	0.00	327.63	-327.63	16517.83	0.00	0.00	113
114	06/07/2017	P	0.00	290.74	-290.74	16227.09	0.00	0.00	114
115	06/12/2017	P	0.00	350.58	-350.58	15876.51	0.00	0.00	115
116	06/21/2017	P	0.00	225.54	-225.54	15650.97	0.00	0.00	116
117	06/28/2017	P	0.00	233.16	-233.16	15417.81	0.00	0.00	117
118	06/30/2017	M	0.00	0.00	0.00	15417.81	0.00	0.00	118
119	07/01/2017	O	968.95	0.00	968.95	16386.76	0.00	0.00	119
120	07/05/2017	P	0.00	334.18	-334.18	16052.58	0.00	0.00	120
121	07/12/2017	P	0.00	354.06	-354.06	15698.52	0.00	0.00	121
122	07/19/2017	P	0.00	280.71	-280.71	15417.81	0.00	0.00	122
123	07/26/2017	P	0.00	295.41	-295.41	15122.40	0.00	0.00	123

	Event Date	Event Type	Current Amount Due	NCP Paid	Unadjudicated Arrears		Adjudicated Arrears		
					Adjustment Amount	Running Balance	Adjustment Amount	Running Balance	
124	07/31/2017	M	0.00	0.00	0.00	15122.40	0.00	0.00	124
125	08/01/2017	O	968.95	0.00	968.95	16091.35	0.00	0.00	125
126	08/02/2017	P	0.00	354.06	-354.06	15737.29	0.00	0.00	126
127	08/09/2017	P	0.00	354.06	-354.06	15383.23	0.00	0.00	127
128	08/16/2017	P	0.00	260.83	-260.83	15122.40	0.00	0.00	128
129	08/23/2017	P	0.00	310.07	-310.07	14812.33	0.00	0.00	129
130	08/28/2017	P	0.00	354.06	-354.06	14458.27	0.00	0.00	130
131	08/31/2017	M	0.00	0.00	0.00	14458.27	0.00	0.00	131
132	09/01/2017	O	968.95	0.00	968.95	15427.22	0.00	0.00	132
133	09/05/2017	P	0.00	354.06	-354.06	15073.16	0.00	0.00	133
134	09/11/2017	P	0.00	354.06	-354.06	14719.10	0.00	0.00	134
135	09/21/2017	P	0.00	260.83	-260.83	14458.27	0.00	0.00	135
136	09/25/2017	P	0.00	315.29	-315.29	14142.98	0.00	0.00	136
137	09/30/2017	M	0.00	0.00	0.00	14142.98	0.00	0.00	137
138	10/01/2017	O	968.95	0.00	968.95	15111.93	0.00	0.00	138
139	10/02/2017	P	0.00	354.06	-354.06	14757.87	0.00	0.00	139
140	10/12/2017	P	0.00	314.59	-314.59	14443.28	0.00	0.00	140
141	10/18/2017	P	0.00	300.30	-300.30	14142.98	0.00	0.00	141
142	10/25/2017	P	0.00	275.82	-275.82	13867.16	0.00	0.00	142
143	10/30/2017	P	0.00	354.06	-354.06	13513.10	0.00	0.00	143
144	10/31/2017	M	0.00	0.00	0.00	13513.10	0.00	0.00	144
145	11/01/2017	O	968.95	0.00	968.95	14482.05	0.00	0.00	145
146	11/08/2017	P	0.00	354.06	-354.06	14127.99	0.00	0.00	146
147	11/13/2017	P	0.00	354.06	-354.06	13773.93	0.00	0.00	147
148	11/20/2017	P	0.00	260.83	-260.83	13513.10	0.00	0.00	148
149	11/27/2017	P	0.00	244.24	-244.24	13268.86	0.00	0.00	149
150	11/30/2017	M	0.00	0.00	0.00	13268.86	0.00	0.00	150
151	12/01/2017	O	968.95	0.00	968.95	14237.81	0.00	0.00	151
152	12/04/2017	P	0.00	320.87	-320.87	13916.94	0.00	0.00	152
153	12/14/2017	P	0.00	354.06	-354.06	13562.88	0.00	0.00	153
154	12/18/2017	P	0.00	294.02	-294.02	13268.86	0.00	0.00	154
155	12/26/2017	P	0.00	282.10	-282.10	12986.76	0.00	0.00	155
156	12/31/2017	M	0.00	0.00	0.00	12986.76	0.00	0.00	156
157	01/01/2018	O	968.95	0.00	968.95	13955.71	0.00	0.00	157



	Event Date	Event Type	Current Amount Due	NCP Paid	Unadjudicated Arrears		Adjudicated Arrears		
					Adjustment Amount	Running Balance	Adjustment Amount	Running Balance	
158	01/02/2018	P	0.00	354.06	-354.06	13601.65	0.00	0.00	158
159	01/08/2018	P	0.00	286.70	-286.70	13314.95	0.00	0.00	159
160	01/17/2018	P	0.00	238.18	-238.18	13076.77	0.00	0.00	160
161	01/26/2018	P	0.00	212.46	-212.46	12864.31	0.00	0.00	161
162	01/29/2018	P	0.00	354.06	-354.06	12510.25	0.00	0.00	162
163	01/31/2018	M	0.00	0.00	0.00	12510.25	0.00	0.00	163
164	02/01/2018	O	968.95	0.00	968.95	13479.20	0.00	0.00	164
165	02/05/2018	P	0.00	337.03	-337.03	13142.17	0.00	0.00	165
166	02/12/2018	P	0.00	350.94	-350.94	12791.23	0.00	0.00	166
167	02/20/2018	P	0.00	280.98	-280.98	12510.25	0.00	0.00	167
168	02/26/2018	P	0.00	239.46	-239.46	12270.79	0.00	0.00	168
169	02/28/2018	M	0.00	0.00	0.00	12270.79	0.00	0.00	169
170	03/01/2018	O	968.95	0.00	968.95	13239.74	0.00	0.00	170
171	03/08/2018	P	0.00	268.45	-268.45	12971.29	0.00	0.00	171
172	03/12/2018	P	0.00	323.11	-323.11	12648.18	0.00	0.00	172
173	03/19/2018	P	0.00	354.06	-354.06	12294.12	0.00	0.00	173
174	03/29/2018	P	0.00	117.17	-117.17	12176.95	0.00	0.00	174
175	03/31/2018	M	0.00	0.00	0.00	12176.95	0.00	0.00	175
176	04/01/2018	O	968.95	0.00	968.95	13145.90	0.00	0.00	176
177	04/05/2018	P	0.00	150.44	-150.44	12995.46	0.00	0.00	177
178	04/12/2018	P	0.00	354.06	-354.06	12641.40	0.00	0.00	178
179	04/16/2018	P	0.00	342.39	-342.39	12299.01	0.00	0.00	179
180	04/24/2018	P	0.00	222.06	-222.06	12076.95	0.00	0.00	180
181	04/30/2018	M	0.00	0.00	0.00	12076.95	0.00	0.00	181
182	05/01/2018	O	968.95	0.00	968.95	13045.90	0.00	0.00	182
183	05/02/2018	P	0.00	310.20	-310.20	12735.70	0.00	0.00	183
184	05/10/2018	P	0.00	354.06	-354.06	12381.64	0.00	0.00	184
185	05/14/2018	P	0.00	304.69	-304.69	12076.95	0.00	0.00	185
186	05/23/2018	P	0.00	202.55	-202.55	11874.40	0.00	0.00	186
187	05/29/2018	P	0.00	354.06	-354.06	11520.34	0.00	0.00	187
188	05/31/2018	M	0.00	0.00	0.00	11520.34	0.00	0.00	188
189	06/01/2018	O	968.95	0.00	968.95	12489.29	0.00	0.00	189
190	06/04/2018	P	0.00	354.06	-354.06	12135.23	0.00	0.00	190
191	06/13/2018	P	0.00	409.92	-409.92	11725.31	0.00	0.00	191

	Event Date	Event Type	Current Amount Due	NCP Paid	Unadjudicated Arrears		Adjudicated Arrears		
					Adjustment Amount	Running Balance	Adjustment Amount	Running Balance	
192	06/18/2018	P	0.00	222.06	-222.06	11503.25	0.00	0.00	192
193	06/25/2018	P	0.00	354.06	-354.06	11149.19	0.00	0.00	193
194	06/30/2018	M	0.00	0.00	0.00	11149.19	0.00	0.00	194
195	07/01/2018	O	968.95	0.00	968.95	12118.14	0.00	0.00	195
196	07/05/2018	P	0.00	354.06	-354.06	11764.08	0.00	0.00	196
197	07/10/2018	P	0.00	354.06	-354.06	11410.02	0.00	0.00	197
198	07/18/2018	P	0.00	260.83	-260.83	11149.19	0.00	0.00	198
199	07/25/2018	P	0.00	315.29	-315.29	10833.90	0.00	0.00	199
200	07/30/2018	P	0.00	354.06	-354.06	10479.84	0.00	0.00	200
201	07/31/2018	M	0.00	0.00	0.00	10479.84	0.00	0.00	201
202	08/01/2018	O	968.95	0.00	968.95	11448.79	0.00	0.00	202
203	08/08/2018	P	0.00	354.06	-354.06	11094.73	0.00	0.00	203
204	08/13/2018	P	0.00	354.06	-354.06	10740.67	0.00	0.00	204
205	08/22/2018	P	0.00	260.83	-260.83	10479.84	0.00	0.00	205
206	08/27/2018	P	0.00	315.29	-315.29	10164.55	0.00	0.00	206
207	08/31/2018	M	0.00	0.00	0.00	10164.55	0.00	0.00	207
208	09/01/2018	O	968.95	0.00	968.95	11133.50	0.00	0.00	208
209	09/07/2018	P	0.00	354.06	-354.06	10779.44	0.00	0.00	209
210	09/13/2018	P	0.00	354.06	-354.06	10425.38	0.00	0.00	210
211	09/17/2018	P	0.00	260.83	-260.83	10164.55	0.00	0.00	211
212	09/24/2018	P	0.00	315.29	-315.29	9849.26	0.00	0.00	212
213	09/30/2018	M	0.00	0.00	0.00	9849.26	0.00	0.00	213
214	10/01/2018	O	968.95	0.00	968.95	10818.21	0.00	0.00	214
215	10/04/2018	P	0.00	354.06	-354.06	10464.15	0.00	0.00	215
216	10/15/2018	P	0.00	354.06	-354.06	10110.09	0.00	0.00	216
217	10/15/2018	P	0.00	260.83	-260.83	9849.26	0.00	0.00	217
218	10/22/2018	P	0.00	315.29	-315.29	9533.97	0.00	0.00	218
219	10/29/2018	P	0.00	354.06	-354.06	9179.91	0.00	0.00	219
220	10/31/2018	M	0.00	0.00	0.00	9179.91	0.00	0.00	220
221	11/01/2018	O	968.95	0.00	968.95	10148.86	0.00	0.00	221
222	11/05/2018	P	0.00	354.06	-354.06	9794.80	0.00	0.00	222
223	11/13/2018	P	0.00	354.06	-354.06	9440.74	0.00	0.00	223
224	11/19/2018	P	0.00	260.83	-260.83	9179.91	0.00	0.00	224
225	11/26/2018	P	0.00	315.29	-315.29	8864.62	0.00	0.00	225

	Event Date	Event Type	Current Amount Due	NCP Paid	Unadjudicated Arrears		Adjudicated Arrears		
					Adjustment Amount	Running Balance	Adjustment Amount	Running Balance	
226	11/30/2018	M	0.00	0.00	0.00	8864.62	0.00	0.00	226
227	12/01/2018	O	968.95	0.00	968.95	9833.57	0.00	0.00	227
228	12/04/2018	P	0.00	354.06	-354.06	9479.51	0.00	0.00	228
229	12/10/2018	P	0.00	354.06	-354.06	9125.45	0.00	0.00	229
230	12/17/2018	P	0.00	260.83	-260.83	8864.62	0.00	0.00	230
231	12/24/2018	P	0.00	315.29	-315.29	8549.33	0.00	0.00	231
232	12/31/2018	M	0.00	0.00	0.00	8549.33	0.00	0.00	232
233	01/01/2019	O	968.95	0.00	968.95	9518.28	0.00	0.00	233
234	01/02/2019	P	0.00	354.06	-354.06	9164.22	0.00	0.00	234
235	01/09/2019	P	0.00	354.06	-354.06	8810.16	0.00	0.00	235
236	01/17/2019	P	0.00	260.83	-260.83	8549.33	0.00	0.00	236
237	01/22/2019	P	0.00	315.29	-315.29	8234.04	0.00	0.00	237
238	01/28/2019	P	0.00	284.76	-284.76	7949.28	0.00	0.00	238
239	01/31/2019	M	0.00	0.00	0.00	7949.28	0.00	0.00	239
240	02/01/2019	O	968.95	0.00	968.95	8918.23	0.00	0.00	240
241	02/06/2019	P	0.00	56.18	-56.18	8862.05	0.00	0.00	241
242	02/11/2019	P	0.00	354.06	-354.06	8507.99	0.00	0.00	242
243	02/22/2019	P	0.00	354.06	-354.06	8153.93	0.00	0.00	243
244	02/25/2019	P	0.00	204.65	-204.65	7949.28	0.00	0.00	244
245	02/28/2019	M	0.00	0.00	0.00	7949.28	0.00	0.00	245
246	03/01/2019	O	968.95	0.00	968.95	8918.23	0.00	0.00	246
247	03/06/2019	P	0.00	354.06	-354.06	8564.17	0.00	0.00	247
248	03/13/2019	P	0.00	354.06	-354.06	8210.11	0.00	0.00	248
249	03/18/2019	P	0.00	260.83	-260.83	7949.28	0.00	0.00	249
250	03/25/2019	P	0.00	162.00	-162.00	7787.28	0.00	0.00	250
251	03/31/2019	M	0.00	0.00	0.00	7787.28	0.00	0.00	251
252	04/01/2019	O	968.95	0.00	968.95	8756.23	0.00	0.00	252
253	04/01/2019	P	0.00	35.82	-35.82	8720.41	0.00	0.00	253
254	04/08/2019	P	0.00	354.06	-354.06	8366.35	0.00	0.00	254
255	04/15/2019	P	0.00	354.06	-354.06	8012.29	0.00	0.00	255
256	04/24/2019	P	0.00	225.01	-225.01	7787.28	0.00	0.00	256
257	04/30/2019	M	0.00	0.00	0.00	7787.28	0.00	0.00	257
258	05/01/2019	O	968.95	0.00	968.95	8756.23	0.00	0.00	258
259	05/01/2019	P	0.00	354.06	-354.06	8402.17	0.00	0.00	259

	Event Date	Event Type	Current Amount Due	NCP Paid	Unadjudicated Arrears		Adjudicated Arrears		
					Adjustment Amount	Running Balance	Adjustment Amount	Running Balance	
260	05/06/2019	P	0.00	354.06	-354.06	8048.11	0.00	0.00	260
261	05/13/2019	P	0.00	260.83	-260.83	7787.28	0.00	0.00	261
262	05/22/2019	P	0.00	315.29	-315.29	7471.99	0.00	0.00	262
263	05/30/2019	P	0.00	354.06	-354.06	7117.93	0.00	0.00	263
264	05/31/2019	M	0.00	0.00	0.00	7117.93	0.00	0.00	264
265	06/01/2019	O	968.95	0.00	968.95	8086.88	0.00	0.00	265
266	06/03/2019	P	0.00	354.06	-354.06	7732.82	0.00	0.00	266
267	06/10/2019	P	0.00	354.06	-354.06	7378.76	0.00	0.00	267
268	06/17/2019	P	0.00	260.83	-260.83	7117.93	0.00	0.00	268
269	06/24/2019	P	0.00	315.29	-315.29	6802.64	0.00	0.00	269
270	06/30/2019	M	0.00	0.00	0.00	6802.64	0.00	0.00	270
271	07/01/2019	O	968.95	0.00	968.95	7771.59	0.00	0.00	271
272	07/01/2019	P	0.00	354.06	-354.06	7417.53	0.00	0.00	272
273	07/08/2019	P	0.00	354.06	-354.06	7063.47	0.00	0.00	273
274	07/17/2019	P	0.00	260.83	-260.83	6802.64	0.00	0.00	274
275	07/22/2019	P	0.00	315.29	-315.29	6487.35	0.00	0.00	275
276	07/29/2019	P	0.00	354.06	-354.06	6133.29	0.00	0.00	276
277	07/31/2019	M	0.00	0.00	0.00	6133.29	0.00	0.00	277
278	08/01/2019	O	968.95	0.00	968.95	7102.24	0.00	0.00	278
279	08/05/2019	P	0.00	354.06	-354.06	6748.18	0.00	0.00	279
280	08/12/2019	P	0.00	354.06	-354.06	6394.12	0.00	0.00	280
281	08/19/2019	P	0.00	260.83	-260.83	6133.29	0.00	0.00	281
282	08/26/2019	P	0.00	315.29	-315.29	5818.00	0.00	0.00	282
283	08/31/2019	M	0.00	0.00	0.00	5818.00	0.00	0.00	283
284	09/01/2019	O	968.95	0.00	968.95	6786.95	0.00	0.00	284
285	09/03/2019	P	0.00	354.06	-354.06	6432.89	0.00	0.00	285
286	09/09/2019	P	0.00	354.06	-354.06	6078.83	0.00	0.00	286
287	09/18/2019	P	0.00	260.83	-260.83	5818.00	0.00	0.00	287
288	09/23/2019	P	0.00	315.29	-315.29	5502.71	0.00	0.00	288
289	09/30/2019	P	0.00	354.06	-354.06	5148.65	0.00	0.00	289
290	09/30/2019	M	0.00	0.00	0.00	5148.65	0.00	0.00	290
291	10/01/2019	O	968.95	0.00	968.95	6117.60	0.00	0.00	291
292	10/11/2019	P	0.00	354.06	-354.06	5763.54	0.00	0.00	292
293	10/17/2019	P	0.00	354.06	-354.06	5409.48	0.00	0.00	293



	Event Date	Event Type	Current Amount Due	NCP Paid	Unadjudicated Arrears		Adjudicated Arrears		
					Adjustment Amount	Running Balance	Adjustment Amount	Running Balance	
294	10/23/2019	P	0.00	260.83	-260.83	5148.65	0.00	0.00	294
295	10/28/2019	P	0.00	315.29	-315.29	4833.36	0.00	0.00	295
296	10/31/2019	M	0.00	0.00	0.00	4833.36	0.00	0.00	296
297	11/01/2019	O	968.95	0.00	968.95	5802.31	0.00	0.00	297
298	11/05/2019	P	0.00	354.06	-354.06	5448.25	0.00	0.00	298
299	11/12/2019	P	0.00	354.06	-354.06	5094.19	0.00	0.00	299
300	11/18/2019	P	0.00	260.83	-260.83	4833.36	0.00	0.00	300
301	11/25/2019	P	0.00	315.29	-315.29	4518.07	0.00	0.00	301
302	11/30/2019	M	0.00	0.00	0.00	4518.07	0.00	0.00	302
303	12/01/2019	O	968.95	0.00	968.95	5487.02	0.00	0.00	303
304	12/02/2019	P	0.00	354.06	-354.06	5132.96	0.00	0.00	304
305	12/09/2019	P	0.00	354.06	-354.06	4778.90	0.00	0.00	305
306	12/16/2019	P	0.00	260.83	-260.83	4518.07	0.00	0.00	306
307	12/26/2019	P	0.00	315.29	-315.29	4202.78	0.00	0.00	307
308	12/31/2019	M	0.00	0.00	0.00	4202.78	0.00	0.00	308
309	01/01/2020	O	968.95	0.00	968.95	5171.73	0.00	0.00	309
310	01/02/2020	P	0.00	354.06	-354.06	4817.67	0.00	0.00	310
311	01/08/2020	P	0.00	354.06	-354.06	4463.61	0.00	0.00	311
312	01/15/2020	P	0.00	260.83	-260.83	4202.78	0.00	0.00	312
313	01/21/2020	P	0.00	315.29	-315.29	3887.49	0.00	0.00	313
314	01/29/2020	P	0.00	354.06	-354.06	3533.43	0.00	0.00	314
315	01/31/2020	M	0.00	0.00	0.00	3533.43	0.00	0.00	315
316	02/01/2020	O	968.95	0.00	968.95	4502.38	0.00	0.00	316
317	02/05/2020	P	0.00	354.06	-354.06	4148.32	0.00	0.00	317
318	02/10/2020	P	0.00	354.06	-354.06	3794.26	0.00	0.00	318
319	02/18/2020	P	0.00	260.83	-260.83	3533.43	0.00	0.00	319
320	02/24/2020	P	0.00	315.29	-315.29	3218.14	0.00	0.00	320
321	02/29/2020	M	0.00	0.00	0.00	3218.14	0.00	0.00	321
322	03/01/2020	O	968.95	0.00	968.95	4187.09	0.00	0.00	322
323	03/02/2020	P	0.00	354.06	-354.06	3833.03	0.00	0.00	323
324	03/10/2020	P	0.00	354.06	-354.06	3478.97	0.00	0.00	324
325	03/17/2020	P	0.00	260.83	-260.83	3218.14	0.00	0.00	325
326	03/23/2020	P	0.00	315.29	-315.29	2902.85	0.00	0.00	326
327	03/31/2020	P	0.00	354.06	-354.06	2548.79	0.00	0.00	327

	Event Date	Event Type	Current Amount Due	NCP Paid	Unadjudicated Arrears		Adjudicated Arrears		
					Adjustment Amount	Running Balance	Adjustment Amount	Running Balance	
328	03/31/2020	M	0.00	0.00	0.00	2548.79	0.00	0.00	328
329	04/01/2020	O	968.95	0.00	968.95	3517.74	0.00	0.00	329
330	04/06/2020	P	0.00	354.06	-354.06	3163.68	0.00	0.00	330
331	04/16/2020	P	0.00	354.06	-354.06	2809.62	0.00	0.00	331
332	04/22/2020	P	0.00	260.83	-260.83	2548.79	0.00	0.00	332
333	04/27/2020	P	0.00	315.29	-315.29	2233.50	0.00	0.00	333
334	04/30/2020	M	0.00	0.00	0.00	2233.50	0.00	0.00	334
335	05/01/2020	O	968.95	0.00	968.95	3202.45	0.00	0.00	335
336	05/07/2020	P	0.00	354.06	-354.06	2848.39	0.00	0.00	336
337	05/11/2020	P	0.00	354.06	-354.06	2494.33	0.00	0.00	337
338	05/19/2020	P	0.00	260.83	-260.83	2233.50	0.00	0.00	338
339	05/26/2020	P	0.00	315.29	-315.29	1918.21	0.00	0.00	339
340	05/31/2020	M	0.00	0.00	0.00	1918.21	0.00	0.00	340
341	06/01/2020	O	968.95	0.00	968.95	2887.16	0.00	0.00	341
342	06/01/2020	P	0.00	354.06	-354.06	2533.10	0.00	0.00	342
343	06/08/2020	P	0.00	354.06	-354.06	2179.04	0.00	0.00	343
344	06/15/2020	P	0.00	260.83	-260.83	1918.21	0.00	0.00	344
345	06/22/2020	P	0.00	315.29	-315.29	1602.92	0.00	0.00	345
346	06/29/2020	P	0.00	354.06	-354.06	1248.86	0.00	0.00	346
347	06/30/2020	M	0.00	0.00	0.00	1248.86	0.00	0.00	347
348	07/01/2020	O	968.95	0.00	968.95	2217.81	0.00	0.00	348
349	07/06/2020	P	0.00	354.06	-354.06	1863.75	0.00	0.00	349
350	07/13/2020	P	0.00	354.06	-354.06	1509.69	0.00	0.00	350
351	07/20/2020	P	0.00	260.83	-260.83	1248.86	0.00	0.00	351
352	07/27/2020	P	0.00	315.29	-315.29	933.57	0.00	0.00	352
353	07/31/2020	M	0.00	0.00	0.00	933.57	0.00	0.00	353
354	08/01/2020	O	968.95	0.00	968.95	1902.52	0.00	0.00	354
355	08/03/2020	P	0.00	354.06	-354.06	1548.46	0.00	0.00	355
356	08/10/2020	P	0.00	354.06	-354.06	1194.40	0.00	0.00	356
357	08/18/2020	P	0.00	260.83	-260.83	933.57	0.00	0.00	357
358	08/24/2020	P	0.00	315.29	-315.29	618.28	0.00	0.00	358
359	08/31/2020	M	0.00	0.00	0.00	618.28	0.00	0.00	359
360	09/01/2020	O	968.95	0.00	968.95	1587.23	0.00	0.00	360
361	09/01/2020	P	0.00	354.06	-354.06	1233.17	0.00	0.00	361

	Event Date	Event Type	Current Amount Due	NCP Paid	Unadjudicated Arrears		Adjudicated Arrears		
					Adjustment Amount	Running Balance	Adjustment Amount	Running Balance	
362	09/08/2020	P	0.00	354.06	-354.06	879.11	0.00	0.00	362
363	09/14/2020	P	0.00	260.83	-260.83	618.28	0.00	0.00	363
364	09/22/2020	P	0.00	315.29	-315.29	302.99	0.00	0.00	364
365	09/30/2020	M	0.00	0.00	0.00	302.99	0.00	0.00	365
366	10/01/2020	O	968.95	0.00	968.95	1271.94	0.00	0.00	366
367	10/01/2020	P	0.00	354.06	-354.06	917.88	0.00	0.00	367
368	10/05/2020	P	0.00	354.06	-354.06	563.82	0.00	0.00	368
369	10/13/2020	P	0.00	260.83	-260.83	302.99	0.00	0.00	369
370	10/19/2020	P	0.00	302.99	-302.99	0.00	0.00	0.00	370
371	11/01/2020	O	968.95	0.00	968.95	968.95	0.00	0.00	371
372	11/04/2020	P	0.00	354.06	-354.06	614.89	0.00	0.00	372
373	11/13/2020	P	0.00	354.06	-354.06	260.83	0.00	0.00	373
374	11/16/2020	P	0.00	260.83	-260.83	0.00	0.00	0.00	374
375	12/01/2020	O	968.95	0.00	968.95	968.95	0.00	0.00	375
376	12/07/2020	P	0.00	354.06	-354.06	614.89	0.00	0.00	376
377	12/14/2020	P	0.00	354.06	-354.06	260.83	0.00	0.00	377
378	12/21/2020	P	0.00	260.83	-260.83	0.00	0.00	0.00	378
379	01/01/2021	O	968.95	0.00	968.95	968.95	0.00	0.00	379
380	01/07/2021	P	0.00	354.06	-354.06	614.89	0.00	0.00	380
381	01/12/2021	P	0.00	354.06	-354.06	260.83	0.00	0.00	381
382	01/19/2021	P	0.00	260.83	-260.83	0.00	0.00	0.00	382
383	02/01/2021	O	968.95	0.00	968.95	968.95	0.00	0.00	383
384	02/01/2021	P	0.00	354.06	-354.06	614.89	0.00	0.00	384
385	02/08/2021	P	0.00	354.06	-354.06	260.83	0.00	0.00	385
386	02/16/2021	P	0.00	260.83	-260.83	0.00	0.00	0.00	386
387	03/01/2021	O	968.95	0.00	968.95	968.95	0.00	0.00	387
388	03/01/2021	P	0.00	354.06	-354.06	614.89	0.00	0.00	388
389	03/08/2021	P	0.00	354.06	-354.06	260.83	0.00	0.00	389
390	03/15/2021	P	0.00	260.83	-260.83	0.00	0.00	0.00	390
391	04/01/2021	O	968.95	0.00	968.95	968.95	0.00	0.00	391
392	04/07/2021	P	0.00	354.06	-354.06	614.89	0.00	0.00	392
393	04/14/2021	P	0.00	354.06	-354.06	260.83	0.00	0.00	393
394	04/16/2021	P	0.00	260.83	-260.83	0.00	0.00	0.00	394
395	04/26/2021	P	0.00	253.76	0.00	0.00	0.00	0.00	395

	Event Date	Event Type	Current Amount Due	NCP Paid	Unadjudicated Arrears		Adjudicated Arrears		
					Adjustment Amount	Running Balance	Adjustment Amount	Running Balance	
396	05/01/2021	O	968.95	0.00	968.95	968.95	0.00	0.00	396
397	05/03/2021	P	0.00	354.06	-354.06	614.89	0.00	0.00	397
398	05/13/2021	P	0.00	354.06	-354.06	260.83	0.00	0.00	398
399	05/17/2021	P	0.00	260.83	-260.83	0.00	0.00	0.00	399
400	05/24/2021	P	0.00	315.29	0.00	0.00	0.00	0.00	400
<b>Totals:</b>			\$75578.10	\$78310.15	\$0.00	\$0.00	\$0.00	\$0.00	

**Total Unadjudicated: \$0.00**

**Total Adjudicated: \$0.00**

**Total Arrears: \$0.00**



## Custodian Financial Audit (part 2 of 2)

Run Date: 06/02/2021

Run Time: 11:41 AM

NCP Name: White, John  
CST Name: White, Amy

Case ID: 291828100A  
Docket#: 2021-UR-00004

Office: 03

Prepared By: AMMATOVI  
Last Updated By: AMMATOVI

Prepared By Date: 06/02/2021  
Last Updated By Date: 06/02/2021

Provision Type: Child Support

	Event Date	Event Type	Current Amount Due	NCP Paid	Unadjudicated Interest (On UA)		Unadjudicated Interest (On AA)		Adjudicated Interest		Unadjudicated Penalty		Adjudicated Penalty		
					Adjust Amount	Running Balance	Adjust Amount	Running Balance	Adjust Amount	Running Balance	Adjust Amount	Running Balance	Adjust Amount	Running Balance	
1	12/01/2014	J	0.00	0.00	0.00	0.00	0.00	0.00	0.00	0.00	0.00	0.00	0.00	0.00	1
2	12/01/2014	O	968.95	0.00	0.00	0.00	0.00	0.00	0.00	0.00	0.00	0.00	0.00	0.00	2
3	12/01/2014	P	0.00	400.00	0.00	0.00	0.00	0.00	0.00	0.00	0.00	0.00	0.00	0.00	3
4	12/31/2014	M	0.00	0.00	2.49	2.49	9.46	9.46	0.00	0.00	0.00	0.00	0.00	0.00	4
5	01/01/2015	O	968.95	0.00	0.00	2.49	0.00	9.46	0.00	0.00	0.00	0.00	0.00	0.00	5
6	01/01/2015	P	0.00	450.00	0.00	2.49	0.00	9.46	0.00	0.00	0.00	0.00	0.00	0.00	6
7	01/31/2015	M	0.00	0.00	4.76	7.25	9.46	18.92	0.00	0.00	51.90	51.90	0.00	0.00	7
8	02/01/2015	O	968.95	0.00	0.00	7.25	0.00	18.92	0.00	0.00	0.00	51.90	0.00	0.00	8
9	02/01/2015	P	0.00	825.00	0.00	7.25	0.00	18.92	0.00	0.00	0.00	51.90	0.00	0.00	9
10	02/28/2015	M	0.00	0.00	5.39	12.64	9.46	28.38	0.00	0.00	14.40	66.30	0.00	0.00	10
11	03/01/2015	O	968.95	0.00	0.00	12.64	0.00	28.38	0.00	0.00	0.00	66.30	0.00	0.00	11
12	03/01/2015	P	0.00	300.00	0.00	12.64	0.00	28.38	0.00	0.00	0.00	66.30	0.00	0.00	12
13	03/31/2015	M	0.00	0.00	8.32	20.96	9.46	37.84	0.00	0.00	66.90	133.20	0.00	0.00	13
14	04/01/2015	O	968.95	0.00	0.00	20.96	0.00	37.84	0.00	0.00	0.00	133.20	0.00	0.00	14
15	04/30/2015	M	0.00	0.00	12.56	33.52	9.46	47.30	0.00	0.00	96.90	230.10	0.00	0.00	15
16	05/01/2015	O	968.95	0.00	0.00	33.52	0.00	47.30	0.00	0.00	0.00	230.10	0.00	0.00	16
17	05/31/2015	M	0.00	0.00	16.79	50.31	9.46	56.76	0.00	0.00	96.90	327.00	0.00	0.00	17
18	06/01/2015	O	968.95	0.00	0.00	50.31	0.00	56.76	0.00	0.00	0.00	327.00	0.00	0.00	18
19	06/04/2015	P	0.00	165.39	0.00	50.31	0.00	56.76	0.00	0.00	0.00	327.00	0.00	0.00	19
20	06/05/2015	P	0.00	218.19	0.00	50.31	0.00	56.76	0.00	0.00	0.00	327.00	0.00	0.00	20

	Event Date	Event Type	Current Amount Due	NCP Paid	Unadjudicated Interest (On UA)		Unadjudicated Interest (On AA)		Adjudicated Interest		Unadjudicated Penalty		Adjudicated Penalty		
					Adjust Amount	Running Balance	Adjust Amount	Running Balance	Adjust Amount	Running Balance	Adjust Amount	Running Balance	Adjust Amount	Running Balance	
21	06/12/2015	P	0.00	215.00	0.00	50.31	0.00	56.76	0.00	0.00	0.00	327.00	0.00	0.00	21
22	06/22/2015	P	0.00	273.68	0.00	50.31	0.00	56.76	0.00	0.00	0.00	327.00	0.00	0.00	22
23	06/26/2015	P	0.00	96.69	0.00	50.31	0.00	56.76	0.00	0.00	0.00	327.00	0.00	0.00	23
24	06/30/2015	M	0.00	0.00	16.79	67.10	9.46	66.22	0.00	0.00	0.00	327.00	0.00	0.00	24
25	07/01/2015	O	968.95	0.00	0.00	67.10	0.00	66.22	0.00	0.00	0.00	327.00	0.00	0.00	25
26	07/31/2015	M	0.00	0.00	21.03	88.13	9.46	75.68	0.00	0.00	96.90	423.90	0.00	0.00	26
27	08/01/2015	O	968.95	0.00	0.00	88.13	0.00	75.68	0.00	0.00	0.00	423.90	0.00	0.00	27
28	08/31/2015	M	0.00	0.00	25.27	113.40	9.46	85.14	0.00	0.00	96.90	520.80	0.00	0.00	28
29	09/01/2015	O	968.95	0.00	0.00	113.40	0.00	85.14	0.00	0.00	0.00	520.80	0.00	0.00	29
30	09/30/2015	M	0.00	0.00	29.51	142.91	9.46	94.60	0.00	0.00	96.90	617.70	0.00	0.00	30
31	10/01/2015	O	968.95	0.00	0.00	142.91	0.00	94.60	0.00	0.00	0.00	617.70	0.00	0.00	31
32	10/31/2015	M	0.00	0.00	33.75	176.66	9.46	104.06	0.00	0.00	96.90	714.60	0.00	0.00	32
33	11/01/2015	O	968.95	0.00	0.00	176.66	0.00	104.06	0.00	0.00	0.00	714.60	0.00	0.00	33
34	11/30/2015	M	0.00	0.00	37.99	214.65	9.46	113.52	0.00	0.00	96.90	811.50	0.00	0.00	34
35	12/01/2015	O	968.95	0.00	0.00	214.65	0.00	113.52	0.00	0.00	0.00	811.50	0.00	0.00	35
36	12/31/2015	M	0.00	0.00	42.23	256.88	9.46	122.98	0.00	0.00	96.90	908.40	0.00	0.00	36
37	01/01/2016	O	968.95	0.00	0.00	256.88	0.00	122.98	0.00	0.00	0.00	908.40	0.00	0.00	37
38	01/31/2016	M	0.00	0.00	48.68	305.56	9.91	132.89	0.00	0.00	96.90	1005.30	0.00	0.00	38
39	02/01/2016	O	968.95	0.00	0.00	305.56	0.00	132.89	0.00	0.00	0.00	1005.30	0.00	0.00	39
40	02/29/2016	M	0.00	0.00	53.12	358.68	9.91	142.80	0.00	0.00	96.90	1102.20	0.00	0.00	40
41	03/01/2016	O	968.95	0.00	0.00	358.68	0.00	142.80	0.00	0.00	0.00	1102.20	0.00	0.00	41
42	03/31/2016	M	0.00	0.00	57.56	416.24	9.91	152.71	0.00	0.00	96.90	1199.10	0.00	0.00	42
43	04/01/2016	O	968.95	0.00	0.00	416.24	0.00	152.71	0.00	0.00	0.00	1199.10	0.00	0.00	43
44	04/30/2016	M	0.00	0.00	62.00	478.24	9.91	162.62	0.00	0.00	96.90	1296.00	0.00	0.00	44
45	05/01/2016	O	968.95	0.00	0.00	478.24	0.00	162.62	0.00	0.00	0.00	1296.00	0.00	0.00	45
46	05/31/2016	P	0.00	354.06	0.00	478.24	0.00	162.62	0.00	0.00	0.00	1296.00	0.00	0.00	46
47	05/31/2016	M	0.00	0.00	64.82	543.06	9.91	172.53	0.00	0.00	61.49	1357.49	0.00	0.00	47
48	06/01/2016	O	968.95	0.00	0.00	543.06	0.00	172.53	0.00	0.00	0.00	1357.49	0.00	0.00	48
49	06/06/2016	P	0.00	354.06	0.00	543.06	0.00	172.53	0.00	0.00	0.00	1357.49	0.00	0.00	49
50	06/16/2016	P	0.00	354.06	0.00	543.06	0.00	172.53	0.00	0.00	0.00	1357.49	0.00	0.00	50
51	06/20/2016	P	0.00	260.83	0.00	543.06	0.00	172.53	0.00	0.00	0.00	1357.49	0.00	0.00	51
52	06/27/2016	P	0.00	315.29	0.00	543.06	0.00	172.53	0.00	0.00	0.00	1357.49	0.00	0.00	52
53	06/30/2016	M	0.00	0.00	64.82	607.88	8.47	181.00	0.00	0.00	0.00	1357.49	0.00	0.00	53

	Event Date	Event Type	Current Amount Due	NCP Paid	Unadjudicated Interest (On UA)		Unadjudicated Interest (On AA)		Adjudicated Interest		Unadjudicated Penalty		Adjudicated Penalty		
					Adjust Amount	Running Balance	Adjust Amount	Running Balance	Adjust Amount	Running Balance	Adjust Amount	Running Balance	Adjust Amount	Running Balance	
54	07/01/2016	O	968.95	0.00	0.00	607.88	0.00	181.00	0.00	0.00	0.00	1357.49	0.00	0.00	54
55	07/05/2016	P	0.00	354.06	0.00	607.88	0.00	181.00	0.00	0.00	0.00	1357.49	0.00	0.00	55
56	07/31/2016	M	0.00	0.00	67.64	675.52	8.47	189.47	0.00	0.00	61.49	1418.98	0.00	0.00	56
57	08/01/2016	O	968.95	0.00	0.00	675.52	0.00	189.47	0.00	0.00	0.00	1418.98	0.00	0.00	57
58	08/17/2016	P	0.00	354.06	0.00	675.52	0.00	189.47	0.00	0.00	0.00	1418.98	0.00	0.00	58
59	08/24/2016	P	0.00	354.06	0.00	675.52	0.00	189.47	0.00	0.00	0.00	1418.98	0.00	0.00	59
60	08/31/2016	P	0.00	260.83	0.00	675.52	0.00	189.47	0.00	0.00	0.00	1418.98	0.00	0.00	60
61	08/31/2016	M	0.00	0.00	67.64	743.16	8.47	197.94	0.00	0.00	0.00	1418.98	0.00	0.00	61
62	09/01/2016	O	968.95	0.00	0.00	743.16	0.00	197.94	0.00	0.00	0.00	1418.98	0.00	0.00	62
63	09/06/2016	P	0.00	354.06	0.00	743.16	0.00	197.94	0.00	0.00	0.00	1418.98	0.00	0.00	63
64	09/14/2016	P	0.00	354.06	0.00	743.16	0.00	197.94	0.00	0.00	0.00	1418.98	0.00	0.00	64
65	09/21/2016	P	0.00	260.83	0.00	743.16	0.00	197.94	0.00	0.00	0.00	1418.98	0.00	0.00	65
66	09/26/2016	P	0.00	315.29	0.00	743.16	0.00	197.94	0.00	0.00	0.00	1418.98	0.00	0.00	66
67	09/30/2016	M	0.00	0.00	67.64	810.80	7.02	204.96	0.00	0.00	0.00	1418.98	0.00	0.00	67
68	10/01/2016	O	968.95	0.00	0.00	810.80	0.00	204.96	0.00	0.00	0.00	1418.98	0.00	0.00	68
69	10/05/2016	P	0.00	354.06	0.00	810.80	0.00	204.96	0.00	0.00	0.00	1418.98	0.00	0.00	69
70	10/17/2016	P	0.00	614.89	0.00	810.80	0.00	204.96	0.00	0.00	0.00	1418.98	0.00	0.00	70
71	10/26/2016	P	0.00	315.29	0.00	810.80	0.00	204.96	0.00	0.00	0.00	1418.98	0.00	0.00	71
72	10/31/2016	P	0.00	354.06	0.00	810.80	0.00	204.96	0.00	0.00	0.00	1418.98	0.00	0.00	72
73	10/31/2016	M	0.00	0.00	67.64	878.44	3.96	208.92	0.00	0.00	0.00	1418.98	0.00	0.00	73
74	11/01/2016	O	968.95	0.00	0.00	878.44	0.00	208.92	0.00	0.00	0.00	1418.98	0.00	0.00	74
75	11/09/2016	P	0.00	354.06	0.00	878.44	0.00	208.92	0.00	0.00	0.00	1418.98	0.00	0.00	75
76	11/17/2016	P	0.00	354.06	0.00	878.44	0.00	208.92	0.00	0.00	0.00	1418.98	0.00	0.00	76
77	11/21/2016	P	0.00	260.83	0.00	878.44	0.00	208.92	0.00	0.00	0.00	1418.98	0.00	0.00	77
78	11/28/2016	P	0.00	80.21	0.00	878.44	0.00	208.92	0.00	0.00	0.00	1418.98	0.00	0.00	78
79	11/30/2016	M	0.00	0.00	67.64	946.08	3.59	212.51	0.00	0.00	0.00	1418.98	0.00	0.00	79
80	12/01/2016	O	968.95	0.00	0.00	946.08	0.00	212.51	0.00	0.00	0.00	1418.98	0.00	0.00	80
81	12/07/2016	P	0.00	232.35	0.00	946.08	0.00	212.51	0.00	0.00	0.00	1418.98	0.00	0.00	81
82	12/27/2016	P	0.00	51.10	0.00	946.08	0.00	212.51	0.00	0.00	0.00	1418.98	0.00	0.00	82
83	12/31/2016	M	0.00	0.00	70.78	1016.86	3.59	216.10	0.00	0.00	68.55	1487.53	0.00	0.00	83
84	01/01/2017	O	968.95	0.00	0.00	1016.86	0.00	216.10	0.00	0.00	0.00	1487.53	0.00	0.00	84
85	01/23/2017	P	0.00	107.71	0.00	1016.86	0.00	216.10	0.00	0.00	0.00	1487.53	0.00	0.00	85
86	01/30/2017	P	0.00	276.17	0.00	1016.86	0.00	216.10	0.00	0.00	0.00	1487.53	0.00	0.00	86

	Event Date	Event Type	Current Amount Due	NCP Paid	Unadjudicated Interest (On UA)		Unadjudicated Interest (On AA)		Adjudicated Interest		Unadjudicated Penalty		Adjudicated Penalty		
					Adjust Amount	Running Balance	Adjust Amount	Running Balance	Adjust Amount	Running Balance	Adjust Amount	Running Balance	Adjust Amount	Running Balance	
87	01/31/2017	M	0.00	0.00	76.80	1093.66	3.75	219.85	0.00	0.00	58.51	1546.04	0.00	0.00	87
88	02/01/2017	O	968.95	0.00	0.00	1093.66	0.00	219.85	0.00	0.00	0.00	1546.04	0.00	0.00	88
89	02/06/2017	P	0.00	262.58	0.00	1093.66	0.00	219.85	0.00	0.00	0.00	1546.04	0.00	0.00	89
90	02/13/2017	P	0.00	195.04	0.00	1093.66	0.00	219.85	0.00	0.00	0.00	1546.04	0.00	0.00	90
91	02/24/2017	P	0.00	354.06	0.00	1093.66	0.00	219.85	0.00	0.00	0.00	1546.04	0.00	0.00	91
92	02/28/2017	M	0.00	0.00	77.56	1171.22	3.75	223.60	0.00	0.00	15.73	1561.77	0.00	0.00	92
93	03/01/2017	O	968.95	0.00	0.00	1171.22	0.00	223.60	0.00	0.00	0.00	1561.77	0.00	0.00	93
94	03/01/2017	P	0.00	229.60	0.00	1171.22	0.00	223.60	0.00	0.00	0.00	1561.77	0.00	0.00	94
95	03/08/2017	P	0.00	341.90	0.00	1171.22	0.00	223.60	0.00	0.00	0.00	1561.77	0.00	0.00	95
96	03/15/2017	P	0.00	354.06	0.00	1171.22	0.00	223.60	0.00	0.00	0.00	1561.77	0.00	0.00	96
97	03/27/2017	P	0.00	222.06	0.00	1171.22	0.00	223.60	0.00	0.00	0.00	1561.77	0.00	0.00	97
98	03/29/2017	P	0.00	354.06	0.00	1171.22	0.00	223.60	0.00	0.00	0.00	1561.77	0.00	0.00	98
99	03/31/2017	M	0.00	0.00	77.56	1248.78	1.20	224.80	0.00	0.00	0.00	1561.77	0.00	0.00	99
100	04/01/2017	O	968.95	0.00	0.00	1248.78	0.00	224.80	0.00	0.00	0.00	1561.77	0.00	0.00	100
101	04/03/2017	P	0.00	354.06	0.00	1248.78	0.00	224.80	0.00	0.00	0.00	1561.77	0.00	0.00	101
102	04/12/2017	P	0.00	354.06	0.00	1248.78	0.00	224.80	0.00	0.00	0.00	1561.77	0.00	0.00	102
103	04/19/2017	P	0.00	260.83	0.00	1248.78	0.00	224.80	0.00	0.00	0.00	1561.77	0.00	0.00	103
104	04/26/2017	P	0.00	315.29	0.00	1248.78	0.00	224.80	0.00	0.00	0.00	1561.77	0.00	0.00	104
105	04/30/2017	M	0.00	0.00	77.24	1326.02	0.00	224.80	0.00	0.00	0.00	1561.77	0.00	0.00	105
106	05/01/2017	O	968.95	0.00	0.00	1326.02	0.00	224.80	0.00	0.00	0.00	1561.77	0.00	0.00	106
107	05/01/2017	P	0.00	354.06	0.00	1326.02	0.00	224.80	0.00	0.00	0.00	1561.77	0.00	0.00	107
108	05/10/2017	P	0.00	354.06	0.00	1326.02	0.00	224.80	0.00	0.00	0.00	1561.77	0.00	0.00	108
109	05/15/2017	P	0.00	260.83	0.00	1326.02	0.00	224.80	0.00	0.00	0.00	1561.77	0.00	0.00	109
110	05/22/2017	P	0.00	244.15	0.00	1326.02	0.00	224.80	0.00	0.00	0.00	1561.77	0.00	0.00	110
111	05/31/2017	M	0.00	0.00	76.07	1402.09	0.00	224.80	0.00	0.00	0.00	1561.77	0.00	0.00	111
112	06/01/2017	O	968.95	0.00	0.00	1402.09	0.00	224.80	0.00	0.00	0.00	1561.77	0.00	0.00	112
113	06/01/2017	P	0.00	327.63	0.00	1402.09	0.00	224.80	0.00	0.00	0.00	1561.77	0.00	0.00	113
114	06/07/2017	P	0.00	290.74	0.00	1402.09	0.00	224.80	0.00	0.00	0.00	1561.77	0.00	0.00	114
115	06/12/2017	P	0.00	350.58	0.00	1402.09	0.00	224.80	0.00	0.00	0.00	1561.77	0.00	0.00	115
116	06/21/2017	P	0.00	225.54	0.00	1402.09	0.00	224.80	0.00	0.00	0.00	1561.77	0.00	0.00	116
117	06/28/2017	P	0.00	233.16	0.00	1402.09	0.00	224.80	0.00	0.00	0.00	1561.77	0.00	0.00	117
118	06/30/2017	M	0.00	0.00	73.88	1475.97	0.00	224.80	0.00	0.00	0.00	1561.77	0.00	0.00	118
119	07/01/2017	O	968.95	0.00	0.00	1475.97	0.00	224.80	0.00	0.00	0.00	1561.77	0.00	0.00	119



	Event Date	Event Type	Current Amount Due	NCP Paid	Unadjudicated Interest (On UA)		Unadjudicated Interest (On AA)		Adjudicated Interest		Unadjudicated Penalty		Adjudicated Penalty		
					Adjust Amount	Running Balance	Adjust Amount	Running Balance	Adjust Amount	Running Balance	Adjust Amount	Running Balance	Adjust Amount	Running Balance	
120	07/05/2017	P	0.00	334.18	0.00	1475.97	0.00	224.80	0.00	0.00	0.00	1561.77	0.00	0.00	120
121	07/12/2017	P	0.00	354.06	0.00	1475.97	0.00	224.80	0.00	0.00	0.00	1561.77	0.00	0.00	121
122	07/19/2017	P	0.00	280.71	0.00	1475.97	0.00	224.80	0.00	0.00	0.00	1561.77	0.00	0.00	122
123	07/26/2017	P	0.00	295.41	0.00	1475.97	0.00	224.80	0.00	0.00	0.00	1561.77	0.00	0.00	123
124	07/31/2017	M	0.00	0.00	78.76	1554.73	0.00	224.80	0.00	0.00	0.00	1561.77	0.00	0.00	124
125	08/01/2017	O	968.95	0.00	0.00	1554.73	0.00	224.80	0.00	0.00	0.00	1561.77	0.00	0.00	125
126	08/02/2017	P	0.00	354.06	0.00	1554.73	0.00	224.80	0.00	0.00	0.00	1561.77	0.00	0.00	126
127	08/09/2017	P	0.00	354.06	0.00	1554.73	0.00	224.80	0.00	0.00	0.00	1561.77	0.00	0.00	127
128	08/16/2017	P	0.00	260.83	0.00	1554.73	0.00	224.80	0.00	0.00	0.00	1561.77	0.00	0.00	128
129	08/23/2017	P	0.00	310.07	0.00	1554.73	0.00	224.80	0.00	0.00	0.00	1561.77	0.00	0.00	129
130	08/28/2017	P	0.00	354.06	0.00	1554.73	0.00	224.80	0.00	0.00	0.00	1561.77	0.00	0.00	130
131	08/31/2017	M	0.00	0.00	75.30	1630.03	0.00	224.80	0.00	0.00	0.00	1561.77	0.00	0.00	131
132	09/01/2017	O	968.95	0.00	0.00	1630.03	0.00	224.80	0.00	0.00	0.00	1561.77	0.00	0.00	132
133	09/05/2017	P	0.00	354.06	0.00	1630.03	0.00	224.80	0.00	0.00	0.00	1561.77	0.00	0.00	133
134	09/11/2017	P	0.00	354.06	0.00	1630.03	0.00	224.80	0.00	0.00	0.00	1561.77	0.00	0.00	134
135	09/21/2017	P	0.00	260.83	0.00	1630.03	0.00	224.80	0.00	0.00	0.00	1561.77	0.00	0.00	135
136	09/25/2017	P	0.00	315.29	0.00	1630.03	0.00	224.80	0.00	0.00	0.00	1561.77	0.00	0.00	136
137	09/30/2017	M	0.00	0.00	73.66	1703.69	0.00	224.80	0.00	0.00	0.00	1561.77	0.00	0.00	137
138	10/01/2017	O	968.95	0.00	0.00	1703.69	0.00	224.80	0.00	0.00	0.00	1561.77	0.00	0.00	138
139	10/02/2017	P	0.00	354.06	0.00	1703.69	0.00	224.80	0.00	0.00	0.00	1561.77	0.00	0.00	139
140	10/12/2017	P	0.00	314.59	0.00	1703.69	0.00	224.80	0.00	0.00	0.00	1561.77	0.00	0.00	140
141	10/18/2017	P	0.00	300.30	0.00	1703.69	0.00	224.80	0.00	0.00	0.00	1561.77	0.00	0.00	141
142	10/25/2017	P	0.00	275.82	0.00	1703.69	0.00	224.80	0.00	0.00	0.00	1561.77	0.00	0.00	142
143	10/30/2017	P	0.00	354.06	0.00	1703.69	0.00	224.80	0.00	0.00	0.00	1561.77	0.00	0.00	143
144	10/31/2017	M	0.00	0.00	70.38	1774.07	0.00	224.80	0.00	0.00	0.00	1561.77	0.00	0.00	144
145	11/01/2017	O	968.95	0.00	0.00	1774.07	0.00	224.80	0.00	0.00	0.00	1561.77	0.00	0.00	145
146	11/08/2017	P	0.00	354.06	0.00	1774.07	0.00	224.80	0.00	0.00	0.00	1561.77	0.00	0.00	146
147	11/13/2017	P	0.00	354.06	0.00	1774.07	0.00	224.80	0.00	0.00	0.00	1561.77	0.00	0.00	147
148	11/20/2017	P	0.00	260.83	0.00	1774.07	0.00	224.80	0.00	0.00	0.00	1561.77	0.00	0.00	148
149	11/27/2017	P	0.00	244.24	0.00	1774.07	0.00	224.80	0.00	0.00	0.00	1561.77	0.00	0.00	149
150	11/30/2017	M	0.00	0.00	69.11	1843.18	0.00	224.80	0.00	0.00	0.00	1561.77	0.00	0.00	150
151	12/01/2017	O	968.95	0.00	0.00	1843.18	0.00	224.80	0.00	0.00	0.00	1561.77	0.00	0.00	151
152	12/04/2017	P	0.00	320.87	0.00	1843.18	0.00	224.80	0.00	0.00	0.00	1561.77	0.00	0.00	152

	Event Date	Event Type	Current Amount Due	NCP Paid	Unadjudicated Interest (On UA)		Unadjudicated Interest (On AA)		Adjudicated Interest		Unadjudicated Penalty		Adjudicated Penalty		
					Adjust Amount	Running Balance	Adjust Amount	Running Balance	Adjust Amount	Running Balance	Adjust Amount	Running Balance	Adjust Amount	Running Balance	
153	12/14/2017	P	0.00	354.06	0.00	1843.18	0.00	224.80	0.00	0.00	0.00	1561.77	0.00	0.00	153
154	12/18/2017	P	0.00	294.02	0.00	1843.18	0.00	224.80	0.00	0.00	0.00	1561.77	0.00	0.00	154
155	12/26/2017	P	0.00	282.10	0.00	1843.18	0.00	224.80	0.00	0.00	0.00	1561.77	0.00	0.00	155
156	12/31/2017	M	0.00	0.00	67.64	1910.82	0.00	224.80	0.00	0.00	0.00	1561.77	0.00	0.00	156
157	01/01/2018	O	968.95	0.00	0.00	1910.82	0.00	224.80	0.00	0.00	0.00	1561.77	0.00	0.00	157
158	01/02/2018	P	0.00	354.06	0.00	1910.82	0.00	224.80	0.00	0.00	0.00	1561.77	0.00	0.00	158
159	01/08/2018	P	0.00	286.70	0.00	1910.82	0.00	224.80	0.00	0.00	0.00	1561.77	0.00	0.00	159
160	01/17/2018	P	0.00	238.18	0.00	1910.82	0.00	224.80	0.00	0.00	0.00	1561.77	0.00	0.00	160
161	01/26/2018	P	0.00	212.46	0.00	1910.82	0.00	224.80	0.00	0.00	0.00	1561.77	0.00	0.00	161
162	01/29/2018	P	0.00	354.06	0.00	1910.82	0.00	224.80	0.00	0.00	0.00	1561.77	0.00	0.00	162
163	01/31/2018	M	0.00	0.00	67.76	1978.58	0.00	224.80	0.00	0.00	0.00	1561.77	0.00	0.00	163
164	02/01/2018	O	968.95	0.00	0.00	1978.58	0.00	224.80	0.00	0.00	0.00	1561.77	0.00	0.00	164
165	02/05/2018	P	0.00	337.03	0.00	1978.58	0.00	224.80	0.00	0.00	0.00	1561.77	0.00	0.00	165
166	02/12/2018	P	0.00	350.94	0.00	1978.58	0.00	224.80	0.00	0.00	0.00	1561.77	0.00	0.00	166
167	02/20/2018	P	0.00	280.98	0.00	1978.58	0.00	224.80	0.00	0.00	0.00	1561.77	0.00	0.00	167
168	02/26/2018	P	0.00	239.46	0.00	1978.58	0.00	224.80	0.00	0.00	0.00	1561.77	0.00	0.00	168
169	02/28/2018	M	0.00	0.00	66.47	2045.05	0.00	224.80	0.00	0.00	0.00	1561.77	0.00	0.00	169
170	03/01/2018	O	968.95	0.00	0.00	2045.05	0.00	224.80	0.00	0.00	0.00	1561.77	0.00	0.00	170
171	03/08/2018	P	0.00	268.45	0.00	2045.05	0.00	224.80	0.00	0.00	0.00	1561.77	0.00	0.00	171
172	03/12/2018	P	0.00	323.11	0.00	2045.05	0.00	224.80	0.00	0.00	0.00	1561.77	0.00	0.00	172
173	03/19/2018	P	0.00	354.06	0.00	2045.05	0.00	224.80	0.00	0.00	0.00	1561.77	0.00	0.00	173
174	03/29/2018	P	0.00	117.17	0.00	2045.05	0.00	224.80	0.00	0.00	0.00	1561.77	0.00	0.00	174
175	03/31/2018	M	0.00	0.00	65.96	2111.01	0.00	224.80	0.00	0.00	0.00	1561.77	0.00	0.00	175
176	04/01/2018	O	968.95	0.00	0.00	2111.01	0.00	224.80	0.00	0.00	0.00	1561.77	0.00	0.00	176
177	04/05/2018	P	0.00	150.44	0.00	2111.01	0.00	224.80	0.00	0.00	0.00	1561.77	0.00	0.00	177
178	04/12/2018	P	0.00	354.06	0.00	2111.01	0.00	224.80	0.00	0.00	0.00	1561.77	0.00	0.00	178
179	04/16/2018	P	0.00	342.39	0.00	2111.01	0.00	224.80	0.00	0.00	0.00	1561.77	0.00	0.00	179
180	04/24/2018	P	0.00	222.06	0.00	2111.01	0.00	224.80	0.00	0.00	0.00	1561.77	0.00	0.00	180
181	04/30/2018	M	0.00	0.00	65.42	2176.43	0.00	224.80	0.00	0.00	0.00	1561.77	0.00	0.00	181
182	05/01/2018	O	968.95	0.00	0.00	2176.43	0.00	224.80	0.00	0.00	0.00	1561.77	0.00	0.00	182
183	05/02/2018	P	0.00	310.20	0.00	2176.43	0.00	224.80	0.00	0.00	0.00	1561.77	0.00	0.00	183
184	05/10/2018	P	0.00	354.06	0.00	2176.43	0.00	224.80	0.00	0.00	0.00	1561.77	0.00	0.00	184
185	05/14/2018	P	0.00	304.69	0.00	2176.43	0.00	224.80	0.00	0.00	0.00	1561.77	0.00	0.00	185

	Event Date	Event Type	Current Amount Due	NCP Paid	Unadjudicated Interest (On UA)		Unadjudicated Interest (On AA)		Adjudicated Interest		Unadjudicated Penalty		Adjudicated Penalty		
					Adjust Amount	Running Balance	Adjust Amount	Running Balance	Adjust Amount	Running Balance	Adjust Amount	Running Balance	Adjust Amount	Running Balance	
186	05/23/2018	P	0.00	202.55	0.00	2176.43	0.00	224.80	0.00	0.00	0.00	1561.77	0.00	0.00	186
187	05/29/2018	P	0.00	354.06	0.00	2176.43	0.00	224.80	0.00	0.00	0.00	1561.77	0.00	0.00	187
188	05/31/2018	M	0.00	0.00	62.40	2238.83	0.00	224.80	0.00	0.00	0.00	1561.77	0.00	0.00	188
189	06/01/2018	O	968.95	0.00	0.00	2238.83	0.00	224.80	0.00	0.00	0.00	1561.77	0.00	0.00	189
190	06/04/2018	P	0.00	354.06	0.00	2238.83	0.00	224.80	0.00	0.00	0.00	1561.77	0.00	0.00	190
191	06/13/2018	P	0.00	409.92	0.00	2238.83	0.00	224.80	0.00	0.00	0.00	1561.77	0.00	0.00	191
192	06/18/2018	P	0.00	222.06	0.00	2238.83	0.00	224.80	0.00	0.00	0.00	1561.77	0.00	0.00	192
193	06/25/2018	P	0.00	354.06	0.00	2238.83	0.00	224.80	0.00	0.00	0.00	1561.77	0.00	0.00	193
194	06/30/2018	M	0.00	0.00	60.39	2299.22	0.00	224.80	0.00	0.00	0.00	1561.77	0.00	0.00	194
195	07/01/2018	O	968.95	0.00	0.00	2299.22	0.00	224.80	0.00	0.00	0.00	1561.77	0.00	0.00	195
196	07/05/2018	P	0.00	354.06	0.00	2299.22	0.00	224.80	0.00	0.00	0.00	1561.77	0.00	0.00	196
197	07/10/2018	P	0.00	354.06	0.00	2299.22	0.00	224.80	0.00	0.00	0.00	1561.77	0.00	0.00	197
198	07/18/2018	P	0.00	260.83	0.00	2299.22	0.00	224.80	0.00	0.00	0.00	1561.77	0.00	0.00	198
199	07/25/2018	P	0.00	315.29	0.00	2299.22	0.00	224.80	0.00	0.00	0.00	1561.77	0.00	0.00	199
200	07/30/2018	P	0.00	354.06	0.00	2299.22	0.00	224.80	0.00	0.00	0.00	1561.77	0.00	0.00	200
201	07/31/2018	M	0.00	0.00	61.13	2360.35	0.00	224.80	0.00	0.00	0.00	1561.77	0.00	0.00	201
202	08/01/2018	O	968.95	0.00	0.00	2360.35	0.00	224.80	0.00	0.00	0.00	1561.77	0.00	0.00	202
203	08/08/2018	P	0.00	354.06	0.00	2360.35	0.00	224.80	0.00	0.00	0.00	1561.77	0.00	0.00	203
204	08/13/2018	P	0.00	354.06	0.00	2360.35	0.00	224.80	0.00	0.00	0.00	1561.77	0.00	0.00	204
205	08/22/2018	P	0.00	260.83	0.00	2360.35	0.00	224.80	0.00	0.00	0.00	1561.77	0.00	0.00	205
206	08/27/2018	P	0.00	315.29	0.00	2360.35	0.00	224.80	0.00	0.00	0.00	1561.77	0.00	0.00	206
207	08/31/2018	M	0.00	0.00	59.29	2419.64	0.00	224.80	0.00	0.00	0.00	1561.77	0.00	0.00	207
208	09/01/2018	O	968.95	0.00	0.00	2419.64	0.00	224.80	0.00	0.00	0.00	1561.77	0.00	0.00	208
209	09/07/2018	P	0.00	354.06	0.00	2419.64	0.00	224.80	0.00	0.00	0.00	1561.77	0.00	0.00	209
210	09/13/2018	P	0.00	354.06	0.00	2419.64	0.00	224.80	0.00	0.00	0.00	1561.77	0.00	0.00	210
211	09/17/2018	P	0.00	260.83	0.00	2419.64	0.00	224.80	0.00	0.00	0.00	1561.77	0.00	0.00	211
212	09/24/2018	P	0.00	315.29	0.00	2419.64	0.00	224.80	0.00	0.00	0.00	1561.77	0.00	0.00	212
213	09/30/2018	M	0.00	0.00	57.45	2477.09	0.00	224.80	0.00	0.00	0.00	1561.77	0.00	0.00	213
214	10/01/2018	O	968.95	0.00	0.00	2477.09	0.00	224.80	0.00	0.00	0.00	1561.77	0.00	0.00	214
215	10/04/2018	P	0.00	354.06	0.00	2477.09	0.00	224.80	0.00	0.00	0.00	1561.77	0.00	0.00	215
216	10/15/2018	P	0.00	354.06	0.00	2477.09	0.00	224.80	0.00	0.00	0.00	1561.77	0.00	0.00	216
217	10/15/2018	P	0.00	260.83	0.00	2477.09	0.00	224.80	0.00	0.00	0.00	1561.77	0.00	0.00	217
218	10/22/2018	P	0.00	315.29	0.00	2477.09	0.00	224.80	0.00	0.00	0.00	1561.77	0.00	0.00	218



	Event Date	Event Type	Current Amount Due	NCP Paid	Unadjudicated Interest (On UA)		Unadjudicated Interest (On AA)		Adjudicated Interest		Unadjudicated Penalty		Adjudicated Penalty		
					Adjust Amount	Running Balance	Adjust Amount	Running Balance	Adjust Amount	Running Balance	Adjust Amount	Running Balance	Adjust Amount	Running Balance	
219	10/29/2018	P	0.00	354.06	0.00	2477.09	0.00	224.80	0.00	0.00	0.00	1561.77	0.00	0.00	219
220	10/31/2018	M	0.00	0.00	53.55	2530.64	0.00	224.80	0.00	0.00	0.00	1561.77	0.00	0.00	220
221	11/01/2018	O	968.95	0.00	0.00	2530.64	0.00	224.80	0.00	0.00	0.00	1561.77	0.00	0.00	221
222	11/05/2018	P	0.00	354.06	0.00	2530.64	0.00	224.80	0.00	0.00	0.00	1561.77	0.00	0.00	222
223	11/13/2018	P	0.00	354.06	0.00	2530.64	0.00	224.80	0.00	0.00	0.00	1561.77	0.00	0.00	223
224	11/19/2018	P	0.00	260.83	0.00	2530.64	0.00	224.80	0.00	0.00	0.00	1561.77	0.00	0.00	224
225	11/26/2018	P	0.00	315.29	0.00	2530.64	0.00	224.80	0.00	0.00	0.00	1561.77	0.00	0.00	225
226	11/30/2018	M	0.00	0.00	51.71	2582.35	0.00	224.80	0.00	0.00	0.00	1561.77	0.00	0.00	226
227	12/01/2018	O	968.95	0.00	0.00	2582.35	0.00	224.80	0.00	0.00	0.00	1561.77	0.00	0.00	227
228	12/04/2018	P	0.00	354.06	0.00	2582.35	0.00	224.80	0.00	0.00	0.00	1561.77	0.00	0.00	228
229	12/10/2018	P	0.00	354.06	0.00	2582.35	0.00	224.80	0.00	0.00	0.00	1561.77	0.00	0.00	229
230	12/17/2018	P	0.00	260.83	0.00	2582.35	0.00	224.80	0.00	0.00	0.00	1561.77	0.00	0.00	230
231	12/24/2018	P	0.00	315.29	0.00	2582.35	0.00	224.80	0.00	0.00	0.00	1561.77	0.00	0.00	231
232	12/31/2018	M	0.00	0.00	49.87	2632.22	0.00	224.80	0.00	0.00	0.00	1561.77	0.00	0.00	232
233	01/01/2019	O	968.95	0.00	0.00	2632.22	0.00	224.80	0.00	0.00	0.00	1561.77	0.00	0.00	233
234	01/02/2019	P	0.00	354.06	0.00	2632.22	0.00	224.80	0.00	0.00	0.00	1561.77	0.00	0.00	234
235	01/09/2019	P	0.00	354.06	0.00	2632.22	0.00	224.80	0.00	0.00	0.00	1561.77	0.00	0.00	235
236	01/17/2019	P	0.00	260.83	0.00	2632.22	0.00	224.80	0.00	0.00	0.00	1561.77	0.00	0.00	236
237	01/22/2019	P	0.00	315.29	0.00	2632.22	0.00	224.80	0.00	0.00	0.00	1561.77	0.00	0.00	237
238	01/28/2019	P	0.00	284.76	0.00	2632.22	0.00	224.80	0.00	0.00	0.00	1561.77	0.00	0.00	238
239	01/31/2019	M	0.00	0.00	49.68	2681.90	0.00	224.80	0.00	0.00	0.00	1561.77	0.00	0.00	239
240	02/01/2019	O	968.95	0.00	0.00	2681.90	0.00	224.80	0.00	0.00	0.00	1561.77	0.00	0.00	240
241	02/06/2019	P	0.00	56.18	0.00	2681.90	0.00	224.80	0.00	0.00	0.00	1561.77	0.00	0.00	241
242	02/11/2019	P	0.00	354.06	0.00	2681.90	0.00	224.80	0.00	0.00	0.00	1561.77	0.00	0.00	242
243	02/22/2019	P	0.00	354.06	0.00	2681.90	0.00	224.80	0.00	0.00	0.00	1561.77	0.00	0.00	243
244	02/25/2019	P	0.00	204.65	0.00	2681.90	0.00	224.80	0.00	0.00	0.00	1561.77	0.00	0.00	244
245	02/28/2019	M	0.00	0.00	49.68	2731.58	0.00	224.80	0.00	0.00	0.00	1561.77	0.00	0.00	245
246	03/01/2019	O	968.95	0.00	0.00	2731.58	0.00	224.80	0.00	0.00	0.00	1561.77	0.00	0.00	246
247	03/06/2019	P	0.00	354.06	0.00	2731.58	0.00	224.80	0.00	0.00	0.00	1561.77	0.00	0.00	247
248	03/13/2019	P	0.00	354.06	0.00	2731.58	0.00	224.80	0.00	0.00	0.00	1561.77	0.00	0.00	248
249	03/18/2019	P	0.00	260.83	0.00	2731.58	0.00	224.80	0.00	0.00	0.00	1561.77	0.00	0.00	249
250	03/25/2019	P	0.00	162.00	0.00	2731.58	0.00	224.80	0.00	0.00	0.00	1561.77	0.00	0.00	250
251	03/31/2019	M	0.00	0.00	48.67	2780.25	0.00	224.80	0.00	0.00	0.00	1561.77	0.00	0.00	251



	Event Date	Event Type	Current Amount Due	NCP Paid	Unadjudicated Interest (On UA)		Unadjudicated Interest (On AA)		Adjudicated Interest		Unadjudicated Penalty		Adjudicated Penalty		
					Adjust Amount	Running Balance	Adjust Amount	Running Balance	Adjust Amount	Running Balance	Adjust Amount	Running Balance	Adjust Amount	Running Balance	
252	04/01/2019	O	968.95	0.00	0.00	2780.25	0.00	224.80	0.00	0.00	0.00	1561.77	0.00	0.00	252
253	04/01/2019	P	0.00	35.82	0.00	2780.25	0.00	224.80	0.00	0.00	0.00	1561.77	0.00	0.00	253
254	04/08/2019	P	0.00	354.06	0.00	2780.25	0.00	224.80	0.00	0.00	0.00	1561.77	0.00	0.00	254
255	04/15/2019	P	0.00	354.06	0.00	2780.25	0.00	224.80	0.00	0.00	0.00	1561.77	0.00	0.00	255
256	04/24/2019	P	0.00	225.01	0.00	2780.25	0.00	224.80	0.00	0.00	0.00	1561.77	0.00	0.00	256
257	04/30/2019	M	0.00	0.00	48.67	2828.92	0.00	224.80	0.00	0.00	0.00	1561.77	0.00	0.00	257
258	05/01/2019	O	968.95	0.00	0.00	2828.92	0.00	224.80	0.00	0.00	0.00	1561.77	0.00	0.00	258
259	05/01/2019	P	0.00	354.06	0.00	2828.92	0.00	224.80	0.00	0.00	0.00	1561.77	0.00	0.00	259
260	05/06/2019	P	0.00	354.06	0.00	2828.92	0.00	224.80	0.00	0.00	0.00	1561.77	0.00	0.00	260
261	05/13/2019	P	0.00	260.83	0.00	2828.92	0.00	224.80	0.00	0.00	0.00	1561.77	0.00	0.00	261
262	05/22/2019	P	0.00	315.29	0.00	2828.92	0.00	224.80	0.00	0.00	0.00	1561.77	0.00	0.00	262
263	05/30/2019	P	0.00	354.06	0.00	2828.92	0.00	224.80	0.00	0.00	0.00	1561.77	0.00	0.00	263
264	05/31/2019	M	0.00	0.00	44.49	2873.41	0.00	224.80	0.00	0.00	0.00	1561.77	0.00	0.00	264
265	06/01/2019	O	968.95	0.00	0.00	2873.41	0.00	224.80	0.00	0.00	0.00	1561.77	0.00	0.00	265
266	06/03/2019	P	0.00	354.06	0.00	2873.41	0.00	224.80	0.00	0.00	0.00	1561.77	0.00	0.00	266
267	06/10/2019	P	0.00	354.06	0.00	2873.41	0.00	224.80	0.00	0.00	0.00	1561.77	0.00	0.00	267
268	06/17/2019	P	0.00	260.83	0.00	2873.41	0.00	224.80	0.00	0.00	0.00	1561.77	0.00	0.00	268
269	06/24/2019	P	0.00	315.29	0.00	2873.41	0.00	224.80	0.00	0.00	0.00	1561.77	0.00	0.00	269
270	06/30/2019	M	0.00	0.00	42.52	2915.93	0.00	224.80	0.00	0.00	0.00	1561.77	0.00	0.00	270
271	07/01/2019	O	968.95	0.00	0.00	2915.93	0.00	224.80	0.00	0.00	0.00	1561.77	0.00	0.00	271
272	07/01/2019	P	0.00	354.06	0.00	2915.93	0.00	224.80	0.00	0.00	0.00	1561.77	0.00	0.00	272
273	07/08/2019	P	0.00	354.06	0.00	2915.93	0.00	224.80	0.00	0.00	0.00	1561.77	0.00	0.00	273
274	07/17/2019	P	0.00	260.83	0.00	2915.93	0.00	224.80	0.00	0.00	0.00	1561.77	0.00	0.00	274
275	07/22/2019	P	0.00	315.29	0.00	2915.93	0.00	224.80	0.00	0.00	0.00	1561.77	0.00	0.00	275
276	07/29/2019	P	0.00	354.06	0.00	2915.93	0.00	224.80	0.00	0.00	0.00	1561.77	0.00	0.00	276
277	07/31/2019	M	0.00	0.00	38.33	2954.26	0.00	224.80	0.00	0.00	0.00	1561.77	0.00	0.00	277
278	08/01/2019	O	968.95	0.00	0.00	2954.26	0.00	224.80	0.00	0.00	0.00	1561.77	0.00	0.00	278
279	08/05/2019	P	0.00	354.06	0.00	2954.26	0.00	224.80	0.00	0.00	0.00	1561.77	0.00	0.00	279
280	08/12/2019	P	0.00	354.06	0.00	2954.26	0.00	224.80	0.00	0.00	0.00	1561.77	0.00	0.00	280
281	08/19/2019	P	0.00	260.83	0.00	2954.26	0.00	224.80	0.00	0.00	0.00	1561.77	0.00	0.00	281
282	08/26/2019	P	0.00	315.29	0.00	2954.26	0.00	224.80	0.00	0.00	0.00	1561.77	0.00	0.00	282
283	08/31/2019	M	0.00	0.00	36.36	2990.62	0.00	224.80	0.00	0.00	0.00	1561.77	0.00	0.00	283
284	09/01/2019	O	968.95	0.00	0.00	2990.62	0.00	224.80	0.00	0.00	0.00	1561.77	0.00	0.00	284

	Event Date	Event Type	Current Amount Due	NCP Paid	Unadjudicated Interest (On UA)		Unadjudicated Interest (On AA)		Adjudicated Interest		Unadjudicated Penalty		Adjudicated Penalty		
					Adjust Amount	Running Balance	Adjust Amount	Running Balance	Adjust Amount	Running Balance	Adjust Amount	Running Balance	Adjust Amount	Running Balance	
285	09/03/2019	P	0.00	354.06	0.00	2990.62	0.00	224.80	0.00	0.00	0.00	1561.77	0.00	0.00	285
286	09/09/2019	P	0.00	354.06	0.00	2990.62	0.00	224.80	0.00	0.00	0.00	1561.77	0.00	0.00	286
287	09/18/2019	P	0.00	260.83	0.00	2990.62	0.00	224.80	0.00	0.00	0.00	1561.77	0.00	0.00	287
288	09/23/2019	P	0.00	315.29	0.00	2990.62	0.00	224.80	0.00	0.00	0.00	1561.77	0.00	0.00	288
289	09/30/2019	P	0.00	354.06	0.00	2990.62	0.00	224.80	0.00	0.00	0.00	1561.77	0.00	0.00	289
290	09/30/2019	M	0.00	0.00	32.18	3022.80	0.00	224.80	0.00	0.00	0.00	1561.77	0.00	0.00	290
291	10/01/2019	O	968.95	0.00	0.00	3022.80	0.00	224.80	0.00	0.00	0.00	1561.77	0.00	0.00	291
292	10/11/2019	P	0.00	354.06	0.00	3022.80	0.00	224.80	0.00	0.00	0.00	1561.77	0.00	0.00	292
293	10/17/2019	P	0.00	354.06	0.00	3022.80	0.00	224.80	0.00	0.00	0.00	1561.77	0.00	0.00	293
294	10/23/2019	P	0.00	260.83	0.00	3022.80	0.00	224.80	0.00	0.00	0.00	1561.77	0.00	0.00	294
295	10/28/2019	P	0.00	315.29	0.00	3022.80	0.00	224.80	0.00	0.00	0.00	1561.77	0.00	0.00	295
296	10/31/2019	M	0.00	0.00	30.21	3053.01	0.00	224.80	0.00	0.00	0.00	1561.77	0.00	0.00	296
297	11/01/2019	O	968.95	0.00	0.00	3053.01	0.00	224.80	0.00	0.00	0.00	1561.77	0.00	0.00	297
298	11/05/2019	P	0.00	354.06	0.00	3053.01	0.00	224.80	0.00	0.00	0.00	1561.77	0.00	0.00	298
299	11/12/2019	P	0.00	354.06	0.00	3053.01	0.00	224.80	0.00	0.00	0.00	1561.77	0.00	0.00	299
300	11/18/2019	P	0.00	260.83	0.00	3053.01	0.00	224.80	0.00	0.00	0.00	1561.77	0.00	0.00	300
301	11/25/2019	P	0.00	315.29	0.00	3053.01	0.00	224.80	0.00	0.00	0.00	1561.77	0.00	0.00	301
302	11/30/2019	M	0.00	0.00	28.24	3081.25	0.00	224.80	0.00	0.00	0.00	1561.77	0.00	0.00	302
303	12/01/2019	O	968.95	0.00	0.00	3081.25	0.00	224.80	0.00	0.00	0.00	1561.77	0.00	0.00	303
304	12/02/2019	P	0.00	354.06	0.00	3081.25	0.00	224.80	0.00	0.00	0.00	1561.77	0.00	0.00	304
305	12/09/2019	P	0.00	354.06	0.00	3081.25	0.00	224.80	0.00	0.00	0.00	1561.77	0.00	0.00	305
306	12/16/2019	P	0.00	260.83	0.00	3081.25	0.00	224.80	0.00	0.00	0.00	1561.77	0.00	0.00	306
307	12/26/2019	P	0.00	315.29	0.00	3081.25	0.00	224.80	0.00	0.00	0.00	1561.77	0.00	0.00	307
308	12/31/2019	M	0.00	0.00	26.27	3107.52	0.00	224.80	0.00	0.00	0.00	1561.77	0.00	0.00	308
309	01/01/2020	O	968.95	0.00	0.00	3107.52	0.00	224.80	0.00	0.00	0.00	1561.77	0.00	0.00	309
310	01/02/2020	P	0.00	354.06	0.00	3107.52	0.00	224.80	0.00	0.00	0.00	1561.77	0.00	0.00	310
311	01/08/2020	P	0.00	354.06	0.00	3107.52	0.00	224.80	0.00	0.00	0.00	1561.77	0.00	0.00	311
312	01/15/2020	P	0.00	260.83	0.00	3107.52	0.00	224.80	0.00	0.00	0.00	1561.77	0.00	0.00	312
313	01/21/2020	P	0.00	315.29	0.00	3107.52	0.00	224.80	0.00	0.00	0.00	1561.77	0.00	0.00	313
314	01/29/2020	P	0.00	354.06	0.00	3107.52	0.00	224.80	0.00	0.00	0.00	1561.77	0.00	0.00	314
315	01/31/2020	M	0.00	0.00	19.88	3127.40	0.00	224.80	0.00	0.00	0.00	1561.77	0.00	0.00	315
316	02/01/2020	O	968.95	0.00	0.00	3127.40	0.00	224.80	0.00	0.00	0.00	1561.77	0.00	0.00	316
317	02/05/2020	P	0.00	354.06	0.00	3127.40	0.00	224.80	0.00	0.00	0.00	1561.77	0.00	0.00	317

	Event Date	Event Type	Current Amount Due	NCP Paid	Unadjudicated Interest (On UA)		Unadjudicated Interest (On AA)		Adjudicated Interest		Unadjudicated Penalty		Adjudicated Penalty		
					Adjust Amount	Running Balance	Adjust Amount	Running Balance	Adjust Amount	Running Balance	Adjust Amount	Running Balance	Adjust Amount	Running Balance	
318	02/10/2020	P	0.00	354.06	0.00	3127.40	0.00	224.80	0.00	0.00	0.00	1561.77	0.00	0.00	318
319	02/18/2020	P	0.00	260.83	0.00	3127.40	0.00	224.80	0.00	0.00	0.00	1561.77	0.00	0.00	319
320	02/24/2020	P	0.00	315.29	0.00	3127.40	0.00	224.80	0.00	0.00	0.00	1561.77	0.00	0.00	320
321	02/29/2020	M	0.00	0.00	18.10	3145.50	0.00	224.80	0.00	0.00	0.00	1561.77	0.00	0.00	321
322	03/01/2020	O	968.95	0.00	0.00	3145.50	0.00	224.80	0.00	0.00	0.00	1561.77	0.00	0.00	322
323	03/02/2020	P	0.00	354.06	0.00	3145.50	0.00	224.80	0.00	0.00	0.00	1561.77	0.00	0.00	323
324	03/10/2020	P	0.00	354.06	0.00	3145.50	0.00	224.80	0.00	0.00	0.00	1561.77	0.00	0.00	324
325	03/17/2020	P	0.00	260.83	0.00	3145.50	0.00	224.80	0.00	0.00	0.00	1561.77	0.00	0.00	325
326	03/23/2020	P	0.00	315.29	0.00	3145.50	0.00	224.80	0.00	0.00	0.00	1561.77	0.00	0.00	326
327	03/31/2020	P	0.00	354.06	0.00	3145.50	0.00	224.80	0.00	0.00	0.00	1561.77	0.00	0.00	327
328	03/31/2020	M	0.00	0.00	14.34	3159.84	0.00	224.80	0.00	0.00	0.00	1561.77	0.00	0.00	328
329	04/01/2020	O	968.95	0.00	0.00	3159.84	0.00	224.80	0.00	0.00	0.00	1561.77	0.00	0.00	329
330	04/06/2020	P	0.00	354.06	0.00	3159.84	0.00	224.80	0.00	0.00	0.00	1561.77	0.00	0.00	330
331	04/16/2020	P	0.00	354.06	0.00	3159.84	0.00	224.80	0.00	0.00	0.00	1561.77	0.00	0.00	331
332	04/22/2020	P	0.00	260.83	0.00	3159.84	0.00	224.80	0.00	0.00	0.00	1561.77	0.00	0.00	332
333	04/27/2020	P	0.00	315.29	0.00	3159.84	0.00	224.80	0.00	0.00	0.00	1561.77	0.00	0.00	333
334	04/30/2020	M	0.00	0.00	12.56	3172.40	0.00	224.80	0.00	0.00	0.00	1561.77	0.00	0.00	334
335	05/01/2020	O	968.95	0.00	0.00	3172.40	0.00	224.80	0.00	0.00	0.00	1561.77	0.00	0.00	335
336	05/07/2020	P	0.00	354.06	0.00	3172.40	0.00	224.80	0.00	0.00	0.00	1561.77	0.00	0.00	336
337	05/11/2020	P	0.00	354.06	0.00	3172.40	0.00	224.80	0.00	0.00	0.00	1561.77	0.00	0.00	337
338	05/19/2020	P	0.00	260.83	0.00	3172.40	0.00	224.80	0.00	0.00	0.00	1561.77	0.00	0.00	338
339	05/26/2020	P	0.00	315.29	0.00	3172.40	0.00	224.80	0.00	0.00	0.00	1561.77	0.00	0.00	339
340	05/31/2020	M	0.00	0.00	10.79	3183.19	0.00	224.80	0.00	0.00	0.00	1561.77	0.00	0.00	340
341	06/01/2020	O	968.95	0.00	0.00	3183.19	0.00	224.80	0.00	0.00	0.00	1561.77	0.00	0.00	341
342	06/01/2020	P	0.00	354.06	0.00	3183.19	0.00	224.80	0.00	0.00	0.00	1561.77	0.00	0.00	342
343	06/08/2020	P	0.00	354.06	0.00	3183.19	0.00	224.80	0.00	0.00	0.00	1561.77	0.00	0.00	343
344	06/15/2020	P	0.00	260.83	0.00	3183.19	0.00	224.80	0.00	0.00	0.00	1561.77	0.00	0.00	344
345	06/22/2020	P	0.00	315.29	0.00	3183.19	0.00	224.80	0.00	0.00	0.00	1561.77	0.00	0.00	345
346	06/29/2020	P	0.00	354.06	0.00	3183.19	0.00	224.80	0.00	0.00	0.00	1561.77	0.00	0.00	346
347	06/30/2020	M	0.00	0.00	7.02	3190.21	0.00	224.80	0.00	0.00	0.00	1561.77	0.00	0.00	347
348	07/01/2020	O	968.95	0.00	0.00	3190.21	0.00	224.80	0.00	0.00	0.00	1561.77	0.00	0.00	348
349	07/06/2020	P	0.00	354.06	0.00	3190.21	0.00	224.80	0.00	0.00	0.00	1561.77	0.00	0.00	349
350	07/13/2020	P	0.00	354.06	0.00	3190.21	0.00	224.80	0.00	0.00	0.00	1561.77	0.00	0.00	350



	Event Date	Event Type	Current Amount Due	NCP Paid	Unadjudicated Interest (On UA)		Unadjudicated Interest (On AA)		Adjudicated Interest		Unadjudicated Penalty		Adjudicated Penalty		
					Adjust Amount	Running Balance	Adjust Amount	Running Balance	Adjust Amount	Running Balance	Adjust Amount	Running Balance	Adjust Amount	Running Balance	
351	07/20/2020	P	0.00	260.83	0.00	3190.21	0.00	224.80	0.00	0.00	0.00	1561.77	0.00	0.00	351
352	07/27/2020	P	0.00	315.29	0.00	3190.21	0.00	224.80	0.00	0.00	0.00	1561.77	0.00	0.00	352
353	07/31/2020	M	0.00	0.00	4.08	3194.29	0.00	224.80	0.00	0.00	0.00	1561.77	0.00	0.00	353
354	08/01/2020	O	968.95	0.00	0.00	3194.29	0.00	224.80	0.00	0.00	0.00	1561.77	0.00	0.00	354
355	08/03/2020	P	0.00	354.06	0.00	3194.29	0.00	224.80	0.00	0.00	0.00	1561.77	0.00	0.00	355
356	08/10/2020	P	0.00	354.06	0.00	3194.29	0.00	224.80	0.00	0.00	0.00	1561.77	0.00	0.00	356
357	08/18/2020	P	0.00	260.83	0.00	3194.29	0.00	224.80	0.00	0.00	0.00	1561.77	0.00	0.00	357
358	08/24/2020	P	0.00	315.29	0.00	3194.29	0.00	224.80	0.00	0.00	0.00	1561.77	0.00	0.00	358
359	08/31/2020	M	0.00	0.00	2.70	3196.99	0.00	224.80	0.00	0.00	0.00	1561.77	0.00	0.00	359
360	09/01/2020	O	968.95	0.00	0.00	3196.99	0.00	224.80	0.00	0.00	0.00	1561.77	0.00	0.00	360
361	09/01/2020	P	0.00	354.06	0.00	3196.99	0.00	224.80	0.00	0.00	0.00	1561.77	0.00	0.00	361
362	09/08/2020	P	0.00	354.06	0.00	3196.99	0.00	224.80	0.00	0.00	0.00	1561.77	0.00	0.00	362
363	09/14/2020	P	0.00	260.83	0.00	3196.99	0.00	224.80	0.00	0.00	0.00	1561.77	0.00	0.00	363
364	09/22/2020	P	0.00	315.29	0.00	3196.99	0.00	224.80	0.00	0.00	0.00	1561.77	0.00	0.00	364
365	09/30/2020	M	0.00	0.00	1.33	3198.32	0.00	224.80	0.00	0.00	0.00	1561.77	0.00	0.00	365
366	10/01/2020	O	968.95	0.00	0.00	3198.32	0.00	224.80	0.00	0.00	0.00	1561.77	0.00	0.00	366
367	10/01/2020	P	0.00	354.06	0.00	3198.32	0.00	224.80	0.00	0.00	0.00	1561.77	0.00	0.00	367
368	10/05/2020	P	0.00	354.06	0.00	3198.32	0.00	224.80	0.00	0.00	0.00	1561.77	0.00	0.00	368
369	10/13/2020	P	0.00	260.83	0.00	3198.32	0.00	224.80	0.00	0.00	0.00	1561.77	0.00	0.00	369
370	10/19/2020	P	0.00	302.99	0.00	3198.32	0.00	224.80	0.00	0.00	0.00	1561.77	0.00	0.00	370
371	11/01/2020	O	968.95	0.00	0.00	3198.32	0.00	224.80	0.00	0.00	0.00	1561.77	0.00	0.00	371
372	11/04/2020	P	0.00	354.06	0.00	3198.32	0.00	224.80	0.00	0.00	0.00	1561.77	0.00	0.00	372
373	11/13/2020	P	0.00	354.06	0.00	3198.32	0.00	224.80	0.00	0.00	0.00	1561.77	0.00	0.00	373
374	11/16/2020	P	0.00	260.83	0.00	3198.32	0.00	224.80	0.00	0.00	0.00	1561.77	0.00	0.00	374
375	12/01/2020	O	968.95	0.00	0.00	3198.32	0.00	224.80	0.00	0.00	0.00	1561.77	0.00	0.00	375
376	12/07/2020	P	0.00	354.06	0.00	3198.32	0.00	224.80	0.00	0.00	0.00	1561.77	0.00	0.00	376
377	12/14/2020	P	0.00	354.06	0.00	3198.32	0.00	224.80	0.00	0.00	0.00	1561.77	0.00	0.00	377
378	12/21/2020	P	0.00	260.83	0.00	3198.32	0.00	224.80	0.00	0.00	0.00	1561.77	0.00	0.00	378
379	01/01/2021	O	968.95	0.00	0.00	3198.32	0.00	224.80	0.00	0.00	0.00	1561.77	0.00	0.00	379
380	01/07/2021	P	0.00	354.06	0.00	3198.32	0.00	224.80	0.00	0.00	0.00	1561.77	0.00	0.00	380
381	01/12/2021	P	0.00	354.06	0.00	3198.32	0.00	224.80	0.00	0.00	0.00	1561.77	0.00	0.00	381
382	01/19/2021	P	0.00	260.83	0.00	3198.32	0.00	224.80	0.00	0.00	0.00	1561.77	0.00	0.00	382
383	02/01/2021	O	968.95	0.00	0.00	3198.32	0.00	224.80	0.00	0.00	0.00	1561.77	0.00	0.00	383

	Event Date	Event Type	Current Amount Due	NCP Paid	Unadjudicated Interest (On UA)		Unadjudicated Interest (On AA)		Adjudicated Interest		Unadjudicated Penalty		Adjudicated Penalty		
					Adjust Amount	Running Balance	Adjust Amount	Running Balance	Adjust Amount	Running Balance	Adjust Amount	Running Balance	Adjust Amount	Running Balance	
384	02/01/2021	P	0.00	354.06	0.00	3198.32	0.00	224.80	0.00	0.00	0.00	1561.77	0.00	0.00	384
385	02/08/2021	P	0.00	354.06	0.00	3198.32	0.00	224.80	0.00	0.00	0.00	1561.77	0.00	0.00	385
386	02/16/2021	P	0.00	260.83	0.00	3198.32	0.00	224.80	0.00	0.00	0.00	1561.77	0.00	0.00	386
387	03/01/2021	O	968.95	0.00	0.00	3198.32	0.00	224.80	0.00	0.00	0.00	1561.77	0.00	0.00	387
388	03/01/2021	P	0.00	354.06	0.00	3198.32	0.00	224.80	0.00	0.00	0.00	1561.77	0.00	0.00	388
389	03/08/2021	P	0.00	354.06	0.00	3198.32	0.00	224.80	0.00	0.00	0.00	1561.77	0.00	0.00	389
390	03/15/2021	P	0.00	260.83	0.00	3198.32	0.00	224.80	0.00	0.00	0.00	1561.77	0.00	0.00	390
391	04/01/2021	O	968.95	0.00	0.00	3198.32	0.00	224.80	0.00	0.00	0.00	1561.77	0.00	0.00	391
392	04/07/2021	P	0.00	354.06	0.00	3198.32	0.00	224.80	0.00	0.00	0.00	1561.77	0.00	0.00	392
393	04/14/2021	P	0.00	354.06	0.00	3198.32	0.00	224.80	0.00	0.00	0.00	1561.77	0.00	0.00	393
394	04/16/2021	P	0.00	260.83	0.00	3198.32	0.00	224.80	0.00	0.00	0.00	1561.77	0.00	0.00	394
395	04/26/2021	P	0.00	253.76	0.00	3198.32	-224.80	0.00	0.00	0.00	-28.96	1532.81	0.00	0.00	395
396	05/01/2021	O	968.95	0.00	0.00	3198.32	0.00	0.00	0.00	0.00	0.00	1532.81	0.00	0.00	396
397	05/03/2021	P	0.00	354.06	0.00	3198.32	0.00	0.00	0.00	0.00	0.00	1532.81	0.00	0.00	397
398	05/13/2021	P	0.00	354.06	0.00	3198.32	0.00	0.00	0.00	0.00	0.00	1532.81	0.00	0.00	398
399	05/17/2021	P	0.00	260.83	0.00	3198.32	0.00	0.00	0.00	0.00	0.00	1532.81	0.00	0.00	399
400	05/24/2021	P	0.00	315.29	0.00	3198.32	0.00	0.00	0.00	0.00	-315.29	1217.52	0.00	0.00	400
<b>Totals:</b>			\$75578.10	\$78310.15	\$0.00	\$3198.32	\$0.00	\$0.00	\$0.00	\$0.00	\$0.00	\$1217.52	\$0.00	\$0.00	

**Total Unadjudicated Interest on UA:** \$3198.32  
**Total Unadjudicated Interest on AA:** \$0.00  
**Total Adjudicated Interest:** \$0.00  
**Total Interest:** \$3198.32

**Total Unadjudicated Penalty:** \$1217.52  
**Total Adjudicated Penalty:** \$0.00  
**Total Penalty:** \$1217.52

**Total Arrears:** \$0.00  
**Total Interest:** \$3198.32  
**Total Penalty:** \$1217.52  
**Grand Total:** \$4415.84

**Custodian Financial Audit** (part 1 of 2)

Run Date: 06/02/2021

Run Time: 11:41 AM

**NCP Name:** White , John

**Case ID:** 291828100A

**Office:** 03

**CST Name:** White, Amy

**Docket#:** 2021-UR-00004

**Prepared By:** AMMATOVI

**Prepared By Date:** 06/02/2021

**Last Updated By:** AMMATOVI

**Last Updated By Date:** 06/02/2021

**Provision Type: Medical Cash**

	Event Date	Event Type	Current Amount Due	NCP Paid	Unadjudicated Arrears		Adjudicated Arrears		
					Adjustment Amount	Running Balance	Adjustment Amount	Running Balance	
1	12/01/2014	J	0.00	0.00	0.00	0.00	0.00	0.00	1
2	12/01/2014	O	0.00	0.00	0.00	0.00	0.00	0.00	2
3	01/01/2015	O	132.00	0.00	132.00	132.00	0.00	0.00	3
4	01/31/2015	M	0.00	0.00	0.00	132.00	0.00	0.00	4
5	02/01/2015	O	132.00	0.00	132.00	264.00	0.00	0.00	5
6	02/28/2015	M	0.00	0.00	0.00	264.00	0.00	0.00	6
7	03/01/2015	O	132.00	0.00	132.00	396.00	0.00	0.00	7
8	03/31/2015	M	0.00	0.00	0.00	396.00	0.00	0.00	8
9	04/01/2015	O	132.00	0.00	132.00	528.00	0.00	0.00	9
10	04/30/2015	M	0.00	0.00	0.00	528.00	0.00	0.00	10
11	05/01/2015	O	132.00	0.00	132.00	660.00	0.00	0.00	11
12	05/31/2015	M	0.00	0.00	0.00	660.00	0.00	0.00	12
13	06/01/2015	O	132.00	0.00	132.00	792.00	0.00	0.00	13
14	06/26/2015	P	0.00	121.51	-121.51	670.49	0.00	0.00	14
15	06/30/2015	M	0.00	0.00	0.00	670.49	0.00	0.00	15
16	07/01/2015	O	132.00	0.00	132.00	802.49	0.00	0.00	16
17	07/31/2015	M	0.00	0.00	0.00	802.49	0.00	0.00	17
18	08/01/2015	O	132.00	0.00	132.00	934.49	0.00	0.00	18
19	08/31/2015	M	0.00	0.00	0.00	934.49	0.00	0.00	19
20	09/01/2015	O	132.00	0.00	132.00	1066.49	0.00	0.00	20
21	09/30/2015	M	0.00	0.00	0.00	1066.49	0.00	0.00	21

101 B

	Event Date	Event Type	Current Amount Due	NCP Paid	Unadjudicated Arrears		Adjudicated Arrears		
					Adjustment Amount	Running Balance	Adjustment Amount	Running Balance	
22	10/01/2015	O	132.00	0.00	132.00	1198.49	0.00	0.00	22
23	10/31/2015	M	0.00	0.00	0.00	1198.49	0.00	0.00	23
24	11/01/2015	O	132.00	0.00	132.00	1330.49	0.00	0.00	24
25	11/30/2015	M	0.00	0.00	0.00	1330.49	0.00	0.00	25
26	12/01/2015	O	132.00	0.00	132.00	1462.49	0.00	0.00	26
27	12/31/2015	M	0.00	0.00	0.00	1462.49	0.00	0.00	27
28	01/01/2016	O	132.00	0.00	132.00	1594.49	0.00	0.00	28
29	01/31/2016	M	0.00	0.00	0.00	1594.49	0.00	0.00	29
30	02/01/2016	O	132.00	0.00	132.00	1726.49	0.00	0.00	30
31	02/29/2016	M	0.00	0.00	0.00	1726.49	0.00	0.00	31
32	03/01/2016	O	132.00	0.00	132.00	1858.49	0.00	0.00	32
33	03/31/2016	M	0.00	0.00	0.00	1858.49	0.00	0.00	33
34	04/01/2016	O	132.00	0.00	132.00	1990.49	0.00	0.00	34
35	04/30/2016	M	0.00	0.00	0.00	1990.49	0.00	0.00	35
36	05/01/2016	O	132.00	0.00	132.00	2122.49	0.00	0.00	36
37	05/31/2016	M	0.00	0.00	0.00	2122.49	0.00	0.00	37
38	06/01/2016	O	132.00	0.00	132.00	2254.49	0.00	0.00	38
39	06/20/2016	P	0.00	93.23	-93.23	2161.26	0.00	0.00	39
40	06/27/2016	P	0.00	38.77	-38.77	2122.49	0.00	0.00	40
41	06/30/2016	M	0.00	0.00	0.00	2122.49	0.00	0.00	41
42	07/01/2016	O	132.00	0.00	132.00	2254.49	0.00	0.00	42
43	07/31/2016	M	0.00	0.00	0.00	2254.49	0.00	0.00	43
44	08/01/2016	O	132.00	0.00	132.00	2386.49	0.00	0.00	44
45	08/31/2016	P	0.00	93.23	-93.23	2293.26	0.00	0.00	45
46	08/31/2016	M	0.00	0.00	0.00	2293.26	0.00	0.00	46
47	09/01/2016	O	132.00	0.00	132.00	2425.26	0.00	0.00	47
48	09/21/2016	P	0.00	93.23	-93.23	2332.03	0.00	0.00	48
49	09/26/2016	P	0.00	38.77	-38.77	2293.26	0.00	0.00	49
50	09/30/2016	M	0.00	0.00	0.00	2293.26	0.00	0.00	50
51	10/01/2016	O	132.00	0.00	132.00	2425.26	0.00	0.00	51
52	10/17/2016	P	0.00	93.23	-93.23	2332.03	0.00	0.00	52
53	10/26/2016	P	0.00	38.77	-38.77	2293.26	0.00	0.00	53
54	10/31/2016	M	0.00	0.00	0.00	2293.26	0.00	0.00	54
55	11/01/2016	O	132.00	0.00	132.00	2425.26	0.00	0.00	55

	Event Date	Event Type	Current Amount Due	NCP Paid	Unadjudicated Arrears		Adjudicated Arrears		
					Adjustment Amount	Running Balance	Adjustment Amount	Running Balance	
56	11/21/2016	P	0.00	93.23	-93.23	2332.03	0.00	0.00	56
57	11/28/2016	P	0.00	38.77	-38.77	2293.26	0.00	0.00	57
58	11/30/2016	M	0.00	0.00	0.00	2293.26	0.00	0.00	58
59	12/01/2016	O	132.00	0.00	132.00	2425.26	0.00	0.00	59
60	12/31/2016	M	0.00	0.00	0.00	2425.26	0.00	0.00	60
61	01/01/2017	O	132.00	0.00	132.00	2557.26	0.00	0.00	61
62	01/31/2017	M	0.00	0.00	0.00	2557.26	0.00	0.00	62
63	02/01/2017	O	132.00	0.00	132.00	2689.26	0.00	0.00	63
64	02/28/2017	M	0.00	0.00	0.00	2689.26	0.00	0.00	64
65	03/01/2017	O	132.00	0.00	132.00	2821.26	0.00	0.00	65
66	03/27/2017	P	0.00	132.00	-132.00	2689.26	0.00	0.00	66
67	03/31/2017	M	0.00	0.00	0.00	2689.26	0.00	0.00	67
68	04/01/2017	O	132.00	0.00	132.00	2821.26	0.00	0.00	68
69	04/19/2017	P	0.00	93.23	-93.23	2728.03	0.00	0.00	69
70	04/26/2017	P	0.00	38.77	-38.77	2689.26	0.00	0.00	70
71	04/30/2017	M	0.00	0.00	0.00	2689.26	0.00	0.00	71
72	05/01/2017	O	132.00	0.00	132.00	2821.26	0.00	0.00	72
73	05/15/2017	P	0.00	22.09	-22.09	2799.17	0.00	0.00	73
74	05/22/2017	P	0.00	109.91	-109.91	2689.26	0.00	0.00	74
75	05/31/2017	M	0.00	0.00	0.00	2689.26	0.00	0.00	75
76	06/01/2017	O	132.00	0.00	132.00	2821.26	0.00	0.00	76
77	06/12/2017	P	0.00	3.48	-3.48	2817.78	0.00	0.00	77
78	06/21/2017	P	0.00	128.52	-128.52	2689.26	0.00	0.00	78
79	06/30/2017	M	0.00	0.00	0.00	2689.26	0.00	0.00	79
80	07/01/2017	O	132.00	0.00	132.00	2821.26	0.00	0.00	80
81	07/19/2017	P	0.00	73.35	-73.35	2747.91	0.00	0.00	81
82	07/26/2017	P	0.00	58.65	-58.65	2689.26	0.00	0.00	82
83	07/31/2017	M	0.00	0.00	0.00	2689.26	0.00	0.00	83
84	08/01/2017	O	132.00	0.00	132.00	2821.26	0.00	0.00	84
85	08/16/2017	P	0.00	93.23	-93.23	2728.03	0.00	0.00	85
86	08/23/2017	P	0.00	38.77	-38.77	2689.26	0.00	0.00	86
87	08/31/2017	M	0.00	0.00	0.00	2689.26	0.00	0.00	87
88	09/01/2017	O	132.00	0.00	132.00	2821.26	0.00	0.00	88
89	09/21/2017	P	0.00	93.23	-93.23	2728.03	0.00	0.00	89



	Event Date	Event Type	Current Amount Due	NCP Paid	Unadjudicated Arrears		Adjudicated Arrears		
					Adjustment Amount	Running Balance	Adjustment Amount	Running Balance	
90	09/25/2017	P	0.00	38.77	-38.77	2689.26	0.00	0.00	90
91	09/30/2017	M	0.00	0.00	0.00	2689.26	0.00	0.00	91
92	10/01/2017	O	132.00	0.00	132.00	2821.26	0.00	0.00	92
93	10/18/2017	P	0.00	53.76	-53.76	2767.50	0.00	0.00	93
94	10/25/2017	P	0.00	78.24	-78.24	2689.26	0.00	0.00	94
95	10/31/2017	M	0.00	0.00	0.00	2689.26	0.00	0.00	95
96	11/01/2017	O	132.00	0.00	132.00	2821.26	0.00	0.00	96
97	11/20/2017	P	0.00	18.51	-18.51	2802.75	0.00	0.00	97
98	11/27/2017	P	0.00	113.49	-113.49	2689.26	0.00	0.00	98
99	11/30/2017	M	0.00	0.00	0.00	2689.26	0.00	0.00	99
100	12/01/2017	O	132.00	0.00	132.00	2821.26	0.00	0.00	100
101	12/18/2017	P	0.00	60.04	-60.04	2761.22	0.00	0.00	101
102	12/26/2017	P	0.00	71.96	-71.96	2689.26	0.00	0.00	102
103	12/31/2017	M	0.00	0.00	0.00	2689.26	0.00	0.00	103
104	01/01/2018	O	132.00	0.00	132.00	2821.26	0.00	0.00	104
105	01/26/2018	P	0.00	132.00	-132.00	2689.26	0.00	0.00	105
106	01/31/2018	M	0.00	0.00	0.00	2689.26	0.00	0.00	106
107	02/01/2018	O	132.00	0.00	132.00	2821.26	0.00	0.00	107
108	02/20/2018	P	0.00	55.90	-55.90	2765.36	0.00	0.00	108
109	02/26/2018	P	0.00	76.10	-76.10	2689.26	0.00	0.00	109
110	02/28/2018	M	0.00	0.00	0.00	2689.26	0.00	0.00	110
111	03/01/2018	O	132.00	0.00	132.00	2821.26	0.00	0.00	111
112	03/29/2018	P	0.00	132.00	-132.00	2689.26	0.00	0.00	112
113	03/31/2018	M	0.00	0.00	0.00	2689.26	0.00	0.00	113
114	04/01/2018	O	132.00	0.00	132.00	2821.26	0.00	0.00	114
115	04/24/2018	P	0.00	132.00	-132.00	2689.26	0.00	0.00	115
116	04/30/2018	M	0.00	0.00	0.00	2689.26	0.00	0.00	116
117	05/01/2018	O	132.00	0.00	132.00	2821.26	0.00	0.00	117
118	05/14/2018	P	0.00	49.37	-49.37	2771.89	0.00	0.00	118
119	05/23/2018	P	0.00	82.63	-82.63	2689.26	0.00	0.00	119
120	05/31/2018	M	0.00	0.00	0.00	2689.26	0.00	0.00	120
121	06/01/2018	O	132.00	0.00	132.00	2821.26	0.00	0.00	121
122	06/18/2018	P	0.00	132.00	-132.00	2689.26	0.00	0.00	122
123	06/30/2018	M	0.00	0.00	0.00	2689.26	0.00	0.00	123

	Event Date	Event Type	Current Amount Due	NCP Paid	Unadjudicated Arrears		Adjudicated Arrears		
					Adjustment Amount	Running Balance	Adjustment Amount	Running Balance	
124	07/01/2018	O	132.00	0.00	132.00	2821.26	0.00	0.00	124
125	07/18/2018	P	0.00	93.23	-93.23	2728.03	0.00	0.00	125
126	07/25/2018	P	0.00	38.77	-38.77	2689.26	0.00	0.00	126
127	07/31/2018	M	0.00	0.00	0.00	2689.26	0.00	0.00	127
128	08/01/2018	O	132.00	0.00	132.00	2821.26	0.00	0.00	128
129	08/22/2018	P	0.00	93.23	-93.23	2728.03	0.00	0.00	129
130	08/27/2018	P	0.00	38.77	-38.77	2689.26	0.00	0.00	130
131	08/31/2018	M	0.00	0.00	0.00	2689.26	0.00	0.00	131
132	09/01/2018	O	132.00	0.00	132.00	2821.26	0.00	0.00	132
133	09/17/2018	P	0.00	93.23	-93.23	2728.03	0.00	0.00	133
134	09/24/2018	P	0.00	38.77	-38.77	2689.26	0.00	0.00	134
135	09/30/2018	M	0.00	0.00	0.00	2689.26	0.00	0.00	135
136	10/01/2018	O	132.00	0.00	132.00	2821.26	0.00	0.00	136
137	10/15/2018	P	0.00	93.23	-93.23	2728.03	0.00	0.00	137
138	10/22/2018	P	0.00	38.77	-38.77	2689.26	0.00	0.00	138
139	10/31/2018	M	0.00	0.00	0.00	2689.26	0.00	0.00	139
140	11/01/2018	O	132.00	0.00	132.00	2821.26	0.00	0.00	140
141	11/19/2018	P	0.00	93.23	-93.23	2728.03	0.00	0.00	141
142	11/26/2018	P	0.00	38.77	-38.77	2689.26	0.00	0.00	142
143	11/30/2018	M	0.00	0.00	0.00	2689.26	0.00	0.00	143
144	12/01/2018	O	132.00	0.00	132.00	2821.26	0.00	0.00	144
145	12/17/2018	P	0.00	93.23	-93.23	2728.03	0.00	0.00	145
146	12/24/2018	P	0.00	38.77	-38.77	2689.26	0.00	0.00	146
147	12/31/2018	M	0.00	0.00	0.00	2689.26	0.00	0.00	147
148	01/01/2019	O	132.00	0.00	132.00	2821.26	0.00	0.00	148
149	01/17/2019	P	0.00	93.23	-93.23	2728.03	0.00	0.00	149
150	01/22/2019	P	0.00	38.77	-38.77	2689.26	0.00	0.00	150
151	01/31/2019	M	0.00	0.00	0.00	2689.26	0.00	0.00	151
152	02/01/2019	O	132.00	0.00	132.00	2821.26	0.00	0.00	152
153	02/25/2019	P	0.00	111.75	-111.75	2709.51	0.00	0.00	153
154	02/28/2019	M	0.00	0.00	0.00	2709.51	0.00	0.00	154
155	03/01/2019	O	132.00	0.00	132.00	2841.51	0.00	0.00	155
156	03/18/2019	P	0.00	93.23	-93.23	2748.28	0.00	0.00	156
157	03/25/2019	P	0.00	38.77	-38.77	2709.51	0.00	0.00	157

	Event Date	Event Type	Current Amount Due	NCP Paid	Unadjudicated Arrears		Adjudicated Arrears		
					Adjustment Amount	Running Balance	Adjustment Amount	Running Balance	
158	03/31/2019	M	0.00	0.00	0.00	2709.51	0.00	0.00	158
159	04/01/2019	O	132.00	0.00	132.00	2841.51	0.00	0.00	159
160	04/24/2019	P	0.00	129.05	-129.05	2712.46	0.00	0.00	160
161	04/30/2019	M	0.00	0.00	0.00	2712.46	0.00	0.00	161
162	05/01/2019	O	132.00	0.00	132.00	2844.46	0.00	0.00	162
163	05/13/2019	P	0.00	93.23	-93.23	2751.23	0.00	0.00	163
164	05/22/2019	P	0.00	38.77	-38.77	2712.46	0.00	0.00	164
165	05/31/2019	M	0.00	0.00	0.00	2712.46	0.00	0.00	165
166	06/01/2019	O	132.00	0.00	132.00	2844.46	0.00	0.00	166
167	06/17/2019	P	0.00	93.23	-93.23	2751.23	0.00	0.00	167
168	06/24/2019	P	0.00	38.77	-38.77	2712.46	0.00	0.00	168
169	06/30/2019	M	0.00	0.00	0.00	2712.46	0.00	0.00	169
170	07/01/2019	O	132.00	0.00	132.00	2844.46	0.00	0.00	170
171	07/17/2019	P	0.00	93.23	-93.23	2751.23	0.00	0.00	171
172	07/22/2019	P	0.00	38.77	-38.77	2712.46	0.00	0.00	172
173	07/31/2019	M	0.00	0.00	0.00	2712.46	0.00	0.00	173
174	08/01/2019	O	132.00	0.00	132.00	2844.46	0.00	0.00	174
175	08/19/2019	P	0.00	93.23	-93.23	2751.23	0.00	0.00	175
176	08/26/2019	P	0.00	38.77	-38.77	2712.46	0.00	0.00	176
177	08/31/2019	M	0.00	0.00	0.00	2712.46	0.00	0.00	177
178	09/01/2019	O	132.00	0.00	132.00	2844.46	0.00	0.00	178
179	09/18/2019	P	0.00	93.23	-93.23	2751.23	0.00	0.00	179
180	09/23/2019	P	0.00	38.77	-38.77	2712.46	0.00	0.00	180
181	09/30/2019	M	0.00	0.00	0.00	2712.46	0.00	0.00	181
182	10/01/2019	O	132.00	0.00	132.00	2844.46	0.00	0.00	182
183	10/23/2019	P	0.00	93.23	-93.23	2751.23	0.00	0.00	183
184	10/28/2019	P	0.00	38.77	-38.77	2712.46	0.00	0.00	184
185	10/31/2019	M	0.00	0.00	0.00	2712.46	0.00	0.00	185
186	11/01/2019	O	132.00	0.00	132.00	2844.46	0.00	0.00	186
187	11/18/2019	P	0.00	93.23	-93.23	2751.23	0.00	0.00	187
188	11/25/2019	P	0.00	38.77	-38.77	2712.46	0.00	0.00	188
189	11/30/2019	M	0.00	0.00	0.00	2712.46	0.00	0.00	189
190	12/01/2019	O	132.00	0.00	132.00	2844.46	0.00	0.00	190
191	12/16/2019	P	0.00	93.23	-93.23	2751.23	0.00	0.00	191

	Event Date	Event Type	Current Amount Due	NCP Paid	Unadjudicated Arrears		Adjudicated Arrears		
					Adjustment Amount	Running Balance	Adjustment Amount	Running Balance	
192	12/26/2019	P	0.00	38.77	-38.77	2712.46	0.00	0.00	192
193	12/31/2019	M	0.00	0.00	0.00	2712.46	0.00	0.00	193
194	01/01/2020	O	132.00	0.00	132.00	2844.46	0.00	0.00	194
195	01/15/2020	P	0.00	93.23	-93.23	2751.23	0.00	0.00	195
196	01/21/2020	P	0.00	38.77	-38.77	2712.46	0.00	0.00	196
197	01/31/2020	M	0.00	0.00	0.00	2712.46	0.00	0.00	197
198	02/01/2020	O	132.00	0.00	132.00	2844.46	0.00	0.00	198
199	02/18/2020	P	0.00	93.23	-93.23	2751.23	0.00	0.00	199
200	02/24/2020	P	0.00	38.77	-38.77	2712.46	0.00	0.00	200
201	02/29/2020	M	0.00	0.00	0.00	2712.46	0.00	0.00	201
202	03/01/2020	O	132.00	0.00	132.00	2844.46	0.00	0.00	202
203	03/17/2020	P	0.00	93.23	-93.23	2751.23	0.00	0.00	203
204	03/23/2020	P	0.00	38.77	-38.77	2712.46	0.00	0.00	204
205	03/31/2020	M	0.00	0.00	0.00	2712.46	0.00	0.00	205
206	04/01/2020	O	132.00	0.00	132.00	2844.46	0.00	0.00	206
207	04/22/2020	P	0.00	93.23	-93.23	2751.23	0.00	0.00	207
208	04/27/2020	P	0.00	38.77	-38.77	2712.46	0.00	0.00	208
209	04/30/2020	M	0.00	0.00	0.00	2712.46	0.00	0.00	209
210	05/01/2020	O	132.00	0.00	132.00	2844.46	0.00	0.00	210
211	05/19/2020	P	0.00	93.23	-93.23	2751.23	0.00	0.00	211
212	05/26/2020	P	0.00	38.77	-38.77	2712.46	0.00	0.00	212
213	05/31/2020	M	0.00	0.00	0.00	2712.46	0.00	0.00	213
214	06/01/2020	O	132.00	0.00	132.00	2844.46	0.00	0.00	214
215	06/15/2020	P	0.00	93.23	-93.23	2751.23	0.00	0.00	215
216	06/22/2020	P	0.00	38.77	-38.77	2712.46	0.00	0.00	216
217	06/30/2020	M	0.00	0.00	0.00	2712.46	0.00	0.00	217
218	07/01/2020	O	132.00	0.00	132.00	2844.46	0.00	0.00	218
219	07/20/2020	P	0.00	93.23	-93.23	2751.23	0.00	0.00	219
220	07/27/2020	P	0.00	38.77	-38.77	2712.46	0.00	0.00	220
221	07/31/2020	M	0.00	0.00	0.00	2712.46	0.00	0.00	221
222	08/01/2020	O	132.00	0.00	132.00	2844.46	0.00	0.00	222
223	08/18/2020	P	0.00	93.23	-93.23	2751.23	0.00	0.00	223
224	08/24/2020	P	0.00	38.77	-38.77	2712.46	0.00	0.00	224
225	08/31/2020	M	0.00	0.00	0.00	2712.46	0.00	0.00	225

	Event Date	Event Type	Current Amount Due	NCP Paid	Unadjudicated Arrears		Adjudicated Arrears		
					Adjustment Amount	Running Balance	Adjustment Amount	Running Balance	
226	09/01/2020	O	132.00	0.00	132.00	2844.46	0.00	0.00	226
227	09/14/2020	P	0.00	93.23	-93.23	2751.23	0.00	0.00	227
228	09/22/2020	P	0.00	38.77	-38.77	2712.46	0.00	0.00	228
229	09/30/2020	M	0.00	0.00	0.00	2712.46	0.00	0.00	229
230	10/01/2020	O	132.00	0.00	132.00	2844.46	0.00	0.00	230
231	10/13/2020	P	0.00	93.23	-93.23	2751.23	0.00	0.00	231
232	10/19/2020	P	0.00	51.07	-51.07	2700.16	0.00	0.00	232
233	10/26/2020	P	0.00	354.06	-354.06	2346.10	0.00	0.00	233
234	10/31/2020	M	0.00	0.00	0.00	2346.10	0.00	0.00	234
235	11/01/2020	O	132.00	0.00	132.00	2478.10	0.00	0.00	235
236	11/16/2020	P	0.00	93.23	-93.23	2384.87	0.00	0.00	236
237	11/23/2020	P	0.00	354.06	-354.06	2030.81	0.00	0.00	237
238	11/30/2020	P	0.00	354.06	-354.06	1676.75	0.00	0.00	238
239	11/30/2020	M	0.00	0.00	0.00	1676.75	0.00	0.00	239
240	12/01/2020	O	132.00	0.00	132.00	1808.75	0.00	0.00	240
241	12/21/2020	P	0.00	93.23	-93.23	1715.52	0.00	0.00	241
242	12/31/2020	P	0.00	354.06	-354.06	1361.46	0.00	0.00	242
243	12/31/2020	M	0.00	0.00	0.00	1361.46	0.00	0.00	243
244	01/01/2021	O	132.00	0.00	132.00	1493.46	0.00	0.00	244
245	01/19/2021	P	0.00	93.23	-93.23	1400.23	0.00	0.00	245
246	01/27/2021	P	0.00	354.06	-354.06	1046.17	0.00	0.00	246
247	01/31/2021	M	0.00	0.00	0.00	1046.17	0.00	0.00	247
248	02/01/2021	O	132.00	0.00	132.00	1178.17	0.00	0.00	248
249	02/16/2021	P	0.00	93.23	-93.23	1084.94	0.00	0.00	249
250	02/22/2021	P	0.00	354.06	-354.06	730.88	0.00	0.00	250
251	02/28/2021	M	0.00	0.00	0.00	730.88	0.00	0.00	251
252	03/01/2021	O	132.00	0.00	132.00	862.88	0.00	0.00	252
253	03/15/2021	P	0.00	93.23	-93.23	769.65	0.00	0.00	253
254	03/22/2021	P	0.00	354.06	-354.06	415.59	0.00	0.00	254
255	03/29/2021	P	0.00	354.06	-354.06	61.53	0.00	0.00	255
256	03/31/2021	M	0.00	0.00	0.00	61.53	0.00	0.00	256
257	04/01/2021	O	132.00	0.00	132.00	193.53	0.00	0.00	257
258	04/16/2021	P	0.00	93.23	-93.23	100.30	0.00	0.00	258
259	04/26/2021	P	0.00	100.30	-100.30	0.00	0.00	0.00	259



	Event Date	Event Type	Current Amount Due	NCP Paid	Unadjudicated Arrears		Adjudicated Arrears		
					Adjustment Amount	Running Balance	Adjustment Amount	Running Balance	
260	05/01/2021	O	132.00	0.00	132.00	132.00	0.00	0.00	260
261	05/17/2021	P	0.00	93.23	-93.23	38.77	0.00	0.00	261
262	05/24/2021	P	0.00	38.77	-38.77	0.00	0.00	0.00	262
<b>Totals:</b>			\$10164.00	\$10164.00	\$0.00	\$0.00	\$0.00	\$0.00	

**Total Unadjudicated: \$0.00**

**Total Adjudicated: \$0.00**

**Total Arrears: \$0.00**



**Custodian Financial Audit** (part 2 of 2)

Run Date: 06/02/2021

Run Time: 11:41 AM

**NCP Name:** White , John  
**CST Name:** White, Amy

**Case ID:** 291828100A  
**Docket#:** 2021-UR-00004  
**Prepared By:** AMMATOVI  
**Last Updated By:** AMMATOVI

Office: 03

**Prepared By Date:** 06/02/2021  
**Last Updated By Date:** 06/02/2021

**Provision Type: Medical Cash**

	Event Date	Event Type	Current Amount Due	NCP Paid	Unadjudicated Interest (On UA)		Unadjudicated Interest (On AA)		Adjudicated Interest		Unadjudicated Penalty		Adjudicated Penalty		
					Adjust Amount	Running Balance	Adjust Amount	Running Balance	Adjust Amount	Running Balance	Adjust Amount	Running Balance	Adjust Amount	Running Balance	
1	12/01/2014	J	0.00	0.00	0.00	0.00	0.00	0.00	0.00	0.00	0.00	0.00	0.00	0.00	1
2	12/01/2014	O	0.00	0.00	0.00	0.00	0.00	0.00	0.00	0.00	0.00	0.00	0.00	0.00	2
3	01/01/2015	O	132.00	0.00	0.00	0.00	0.00	0.00	0.00	0.00	0.00	0.00	0.00	0.00	3
4	01/31/2015	M	0.00	0.00	0.58	0.58	0.00	0.00	0.00	0.00	0.00	0.00	0.00	0.00	4
5	02/01/2015	O	132.00	0.00	0.00	0.58	0.00	0.00	0.00	0.00	0.00	0.00	0.00	0.00	5
6	02/28/2015	M	0.00	0.00	1.16	1.74	0.00	0.00	0.00	0.00	13.20	13.20	0.00	0.00	6
7	03/01/2015	O	132.00	0.00	0.00	1.74	0.00	0.00	0.00	0.00	0.00	13.20	0.00	0.00	7
8	03/31/2015	M	0.00	0.00	1.73	3.47	0.00	0.00	0.00	0.00	13.20	26.40	0.00	0.00	8
9	04/01/2015	O	132.00	0.00	0.00	3.47	0.00	0.00	0.00	0.00	0.00	26.40	0.00	0.00	9
10	04/30/2015	M	0.00	0.00	2.31	5.78	0.00	0.00	0.00	0.00	13.20	39.60	0.00	0.00	10
11	05/01/2015	O	132.00	0.00	0.00	5.78	0.00	0.00	0.00	0.00	0.00	39.60	0.00	0.00	11
12	05/31/2015	M	0.00	0.00	2.89	8.67	0.00	0.00	0.00	0.00	13.20	52.80	0.00	0.00	12
13	06/01/2015	O	132.00	0.00	0.00	8.67	0.00	0.00	0.00	0.00	0.00	52.80	0.00	0.00	13
14	06/26/2015	P	0.00	121.51	0.00	8.67	0.00	0.00	0.00	0.00	0.00	52.80	0.00	0.00	14
15	06/30/2015	M	0.00	0.00	2.93	11.60	0.00	0.00	0.00	0.00	1.05	53.85	0.00	0.00	15
16	07/01/2015	O	132.00	0.00	0.00	11.60	0.00	0.00	0.00	0.00	0.00	53.85	0.00	0.00	16
17	07/31/2015	M	0.00	0.00	3.51	15.11	0.00	0.00	0.00	0.00	13.20	67.05	0.00	0.00	17
18	08/01/2015	O	132.00	0.00	0.00	15.11	0.00	0.00	0.00	0.00	0.00	67.05	0.00	0.00	18
19	08/31/2015	M	0.00	0.00	4.09	19.20	0.00	0.00	0.00	0.00	13.20	80.25	0.00	0.00	19
20	09/01/2015	O	132.00	0.00	0.00	19.20	0.00	0.00	0.00	0.00	0.00	80.25	0.00	0.00	20

	Event Date	Event Type	Current Amount Due	NCP Paid	Unadjudicated Interest (On UA)		Unadjudicated Interest (On AA)		Adjudicated Interest		Unadjudicated Penalty		Adjudicated Penalty		
					Adjust Amount	Running Balance	Adjust Amount	Running Balance	Adjust Amount	Running Balance	Adjust Amount	Running Balance	Adjust Amount	Running Balance	
21	09/30/2015	M	0.00	0.00	4.67	23.87	0.00	0.00	0.00	0.00	13.20	93.45	0.00	0.00	21
22	10/01/2015	O	132.00	0.00	0.00	23.87	0.00	0.00	0.00	0.00	0.00	93.45	0.00	0.00	22
23	10/31/2015	M	0.00	0.00	5.24	29.11	0.00	0.00	0.00	0.00	13.20	106.65	0.00	0.00	23
24	11/01/2015	O	132.00	0.00	0.00	29.11	0.00	0.00	0.00	0.00	0.00	106.65	0.00	0.00	24
25	11/30/2015	M	0.00	0.00	5.82	34.93	0.00	0.00	0.00	0.00	13.20	119.85	0.00	0.00	25
26	12/01/2015	O	132.00	0.00	0.00	34.93	0.00	0.00	0.00	0.00	0.00	119.85	0.00	0.00	26
27	12/31/2015	M	0.00	0.00	6.40	41.33	0.00	0.00	0.00	0.00	13.20	133.05	0.00	0.00	27
28	01/01/2016	O	132.00	0.00	0.00	41.33	0.00	0.00	0.00	0.00	0.00	133.05	0.00	0.00	28
29	01/31/2016	M	0.00	0.00	7.31	48.64	0.00	0.00	0.00	0.00	13.20	146.25	0.00	0.00	29
30	02/01/2016	O	132.00	0.00	0.00	48.64	0.00	0.00	0.00	0.00	0.00	146.25	0.00	0.00	30
31	02/29/2016	M	0.00	0.00	7.91	56.55	0.00	0.00	0.00	0.00	13.20	159.45	0.00	0.00	31
32	03/01/2016	O	132.00	0.00	0.00	56.55	0.00	0.00	0.00	0.00	0.00	159.45	0.00	0.00	32
33	03/31/2016	M	0.00	0.00	8.52	65.07	0.00	0.00	0.00	0.00	13.20	172.65	0.00	0.00	33
34	04/01/2016	O	132.00	0.00	0.00	65.07	0.00	0.00	0.00	0.00	0.00	172.65	0.00	0.00	34
35	04/30/2016	M	0.00	0.00	9.12	74.19	0.00	0.00	0.00	0.00	13.20	185.85	0.00	0.00	35
36	05/01/2016	O	132.00	0.00	0.00	74.19	0.00	0.00	0.00	0.00	0.00	185.85	0.00	0.00	36
37	05/31/2016	M	0.00	0.00	9.73	83.92	0.00	0.00	0.00	0.00	13.20	199.05	0.00	0.00	37
38	06/01/2016	O	132.00	0.00	0.00	83.92	0.00	0.00	0.00	0.00	0.00	199.05	0.00	0.00	38
39	06/20/2016	P	0.00	93.23	0.00	83.92	0.00	0.00	0.00	0.00	0.00	199.05	0.00	0.00	39
40	06/27/2016	P	0.00	38.77	0.00	83.92	0.00	0.00	0.00	0.00	0.00	199.05	0.00	0.00	40
41	06/30/2016	M	0.00	0.00	9.73	93.65	0.00	0.00	0.00	0.00	0.00	199.05	0.00	0.00	41
42	07/01/2016	O	132.00	0.00	0.00	93.65	0.00	0.00	0.00	0.00	0.00	199.05	0.00	0.00	42
43	07/31/2016	M	0.00	0.00	10.33	103.98	0.00	0.00	0.00	0.00	13.20	212.25	0.00	0.00	43
44	08/01/2016	O	132.00	0.00	0.00	103.98	0.00	0.00	0.00	0.00	0.00	212.25	0.00	0.00	44
45	08/31/2016	P	0.00	93.23	0.00	103.98	0.00	0.00	0.00	0.00	0.00	212.25	0.00	0.00	45
46	08/31/2016	M	0.00	0.00	10.51	114.49	0.00	0.00	0.00	0.00	3.88	216.13	0.00	0.00	46
47	09/01/2016	O	132.00	0.00	0.00	114.49	0.00	0.00	0.00	0.00	0.00	216.13	0.00	0.00	47
48	09/21/2016	P	0.00	93.23	0.00	114.49	0.00	0.00	0.00	0.00	0.00	216.13	0.00	0.00	48
49	09/26/2016	P	0.00	38.77	0.00	114.49	0.00	0.00	0.00	0.00	0.00	216.13	0.00	0.00	49
50	09/30/2016	M	0.00	0.00	10.51	125.00	0.00	0.00	0.00	0.00	0.00	216.13	0.00	0.00	50
51	10/01/2016	O	132.00	0.00	0.00	125.00	0.00	0.00	0.00	0.00	0.00	216.13	0.00	0.00	51
52	10/17/2016	P	0.00	93.23	0.00	125.00	0.00	0.00	0.00	0.00	0.00	216.13	0.00	0.00	52
53	10/26/2016	P	0.00	38.77	0.00	125.00	0.00	0.00	0.00	0.00	0.00	216.13	0.00	0.00	53

	Event Date	Event Type	Current Amount Due	NCP Paid	Unadjudicated Interest (On UA)		Unadjudicated Interest (On AA)		Adjudicated Interest		Unadjudicated Penalty		Adjudicated Penalty		
					Adjust Amount	Running Balance	Adjust Amount	Running Balance	Adjust Amount	Running Balance	Adjust Amount	Running Balance	Adjust Amount	Running Balance	
54	10/31/2016	M	0.00	0.00	10.51	135.51	0.00	0.00	0.00	0.00	0.00	216.13	0.00	0.00	54
55	11/01/2016	O	132.00	0.00	0.00	135.51	0.00	0.00	0.00	0.00	0.00	216.13	0.00	0.00	55
56	11/21/2016	P	0.00	93.23	0.00	135.51	0.00	0.00	0.00	0.00	0.00	216.13	0.00	0.00	56
57	11/28/2016	P	0.00	38.77	0.00	135.51	0.00	0.00	0.00	0.00	0.00	216.13	0.00	0.00	57
58	11/30/2016	M	0.00	0.00	10.51	146.02	0.00	0.00	0.00	0.00	0.00	216.13	0.00	0.00	58
59	12/01/2016	O	132.00	0.00	0.00	146.02	0.00	0.00	0.00	0.00	0.00	216.13	0.00	0.00	59
60	12/31/2016	M	0.00	0.00	11.12	157.14	0.00	0.00	0.00	0.00	13.20	229.33	0.00	0.00	60
61	01/01/2017	O	132.00	0.00	0.00	157.14	0.00	0.00	0.00	0.00	0.00	229.33	0.00	0.00	61
62	01/31/2017	M	0.00	0.00	12.25	169.39	0.00	0.00	0.00	0.00	13.20	242.53	0.00	0.00	62
63	02/01/2017	O	132.00	0.00	0.00	169.39	0.00	0.00	0.00	0.00	0.00	242.53	0.00	0.00	63
64	02/28/2017	M	0.00	0.00	12.89	182.28	0.00	0.00	0.00	0.00	13.20	255.73	0.00	0.00	64
65	03/01/2017	O	132.00	0.00	0.00	182.28	0.00	0.00	0.00	0.00	0.00	255.73	0.00	0.00	65
66	03/27/2017	P	0.00	132.00	0.00	182.28	0.00	0.00	0.00	0.00	0.00	255.73	0.00	0.00	66
67	03/31/2017	M	0.00	0.00	12.89	195.17	0.00	0.00	0.00	0.00	0.00	255.73	0.00	0.00	67
68	04/01/2017	O	132.00	0.00	0.00	195.17	0.00	0.00	0.00	0.00	0.00	255.73	0.00	0.00	68
69	04/19/2017	P	0.00	93.23	0.00	195.17	0.00	0.00	0.00	0.00	0.00	255.73	0.00	0.00	69
70	04/26/2017	P	0.00	38.77	0.00	195.17	0.00	0.00	0.00	0.00	0.00	255.73	0.00	0.00	70
71	04/30/2017	M	0.00	0.00	12.89	208.06	0.00	0.00	0.00	0.00	0.00	255.73	0.00	0.00	71
72	05/01/2017	O	132.00	0.00	0.00	208.06	0.00	0.00	0.00	0.00	0.00	255.73	0.00	0.00	72
73	05/15/2017	P	0.00	22.09	0.00	208.06	0.00	0.00	0.00	0.00	0.00	255.73	0.00	0.00	73
74	05/22/2017	P	0.00	109.91	0.00	208.06	0.00	0.00	0.00	0.00	0.00	255.73	0.00	0.00	74
75	05/31/2017	M	0.00	0.00	12.89	220.95	0.00	0.00	0.00	0.00	0.00	255.73	0.00	0.00	75
76	06/01/2017	O	132.00	0.00	0.00	220.95	0.00	0.00	0.00	0.00	0.00	255.73	0.00	0.00	76
77	06/12/2017	P	0.00	3.48	0.00	220.95	0.00	0.00	0.00	0.00	0.00	255.73	0.00	0.00	77
78	06/21/2017	P	0.00	128.52	0.00	220.95	0.00	0.00	0.00	0.00	0.00	255.73	0.00	0.00	78
79	06/30/2017	M	0.00	0.00	12.89	233.84	0.00	0.00	0.00	0.00	0.00	255.73	0.00	0.00	79
80	07/01/2017	O	132.00	0.00	0.00	233.84	0.00	0.00	0.00	0.00	0.00	255.73	0.00	0.00	80
81	07/19/2017	P	0.00	73.35	0.00	233.84	0.00	0.00	0.00	0.00	0.00	255.73	0.00	0.00	81
82	07/26/2017	P	0.00	58.65	0.00	233.84	0.00	0.00	0.00	0.00	0.00	255.73	0.00	0.00	82
83	07/31/2017	M	0.00	0.00	14.01	247.85	0.00	0.00	0.00	0.00	0.00	255.73	0.00	0.00	83
84	08/01/2017	O	132.00	0.00	0.00	247.85	0.00	0.00	0.00	0.00	0.00	255.73	0.00	0.00	84
85	08/16/2017	P	0.00	93.23	0.00	247.85	0.00	0.00	0.00	0.00	0.00	255.73	0.00	0.00	85
86	08/23/2017	P	0.00	38.77	0.00	247.85	0.00	0.00	0.00	0.00	0.00	255.73	0.00	0.00	86

	Event Date	Event Type	Current Amount Due	NCP Paid	Unadjudicated Interest (On UA)		Unadjudicated Interest (On AA)		Adjudicated Interest		Unadjudicated Penalty		Adjudicated Penalty		
					Adjust Amount	Running Balance	Adjust Amount	Running Balance	Adjust Amount	Running Balance	Adjust Amount	Running Balance	Adjust Amount	Running Balance	
87	08/31/2017	M	0.00	0.00	14.01	261.86	0.00	0.00	0.00	0.00	0.00	255.73	0.00	0.00	87
88	09/01/2017	O	132.00	0.00	0.00	261.86	0.00	0.00	0.00	0.00	0.00	255.73	0.00	0.00	88
89	09/21/2017	P	0.00	93.23	0.00	261.86	0.00	0.00	0.00	0.00	0.00	255.73	0.00	0.00	89
90	09/25/2017	P	0.00	38.77	0.00	261.86	0.00	0.00	0.00	0.00	0.00	255.73	0.00	0.00	90
91	09/30/2017	M	0.00	0.00	14.01	275.87	0.00	0.00	0.00	0.00	0.00	255.73	0.00	0.00	91
92	10/01/2017	O	132.00	0.00	0.00	275.87	0.00	0.00	0.00	0.00	0.00	255.73	0.00	0.00	92
93	10/18/2017	P	0.00	53.76	0.00	275.87	0.00	0.00	0.00	0.00	0.00	255.73	0.00	0.00	93
94	10/25/2017	P	0.00	78.24	0.00	275.87	0.00	0.00	0.00	0.00	0.00	255.73	0.00	0.00	94
95	10/31/2017	M	0.00	0.00	14.01	289.88	0.00	0.00	0.00	0.00	0.00	255.73	0.00	0.00	95
96	11/01/2017	O	132.00	0.00	0.00	289.88	0.00	0.00	0.00	0.00	0.00	255.73	0.00	0.00	96
97	11/20/2017	P	0.00	18.51	0.00	289.88	0.00	0.00	0.00	0.00	0.00	255.73	0.00	0.00	97
98	11/27/2017	P	0.00	113.49	0.00	289.88	0.00	0.00	0.00	0.00	0.00	255.73	0.00	0.00	98
99	11/30/2017	M	0.00	0.00	14.01	303.89	0.00	0.00	0.00	0.00	0.00	255.73	0.00	0.00	99
100	12/01/2017	O	132.00	0.00	0.00	303.89	0.00	0.00	0.00	0.00	0.00	255.73	0.00	0.00	100
101	12/18/2017	P	0.00	60.04	0.00	303.89	0.00	0.00	0.00	0.00	0.00	255.73	0.00	0.00	101
102	12/26/2017	P	0.00	71.96	0.00	303.89	0.00	0.00	0.00	0.00	0.00	255.73	0.00	0.00	102
103	12/31/2017	M	0.00	0.00	14.01	317.90	0.00	0.00	0.00	0.00	0.00	255.73	0.00	0.00	103
104	01/01/2018	O	132.00	0.00	0.00	317.90	0.00	0.00	0.00	0.00	0.00	255.73	0.00	0.00	104
105	01/26/2018	P	0.00	132.00	0.00	317.90	0.00	0.00	0.00	0.00	0.00	255.73	0.00	0.00	105
106	01/31/2018	M	0.00	0.00	14.57	332.47	0.00	0.00	0.00	0.00	0.00	255.73	0.00	0.00	106
107	02/01/2018	O	132.00	0.00	0.00	332.47	0.00	0.00	0.00	0.00	0.00	255.73	0.00	0.00	107
108	02/20/2018	P	0.00	55.90	0.00	332.47	0.00	0.00	0.00	0.00	0.00	255.73	0.00	0.00	108
109	02/26/2018	P	0.00	76.10	0.00	332.47	0.00	0.00	0.00	0.00	0.00	255.73	0.00	0.00	109
110	02/28/2018	M	0.00	0.00	14.57	347.04	0.00	0.00	0.00	0.00	0.00	255.73	0.00	0.00	110
111	03/01/2018	O	132.00	0.00	0.00	347.04	0.00	0.00	0.00	0.00	0.00	255.73	0.00	0.00	111
112	03/29/2018	P	0.00	132.00	0.00	347.04	0.00	0.00	0.00	0.00	0.00	255.73	0.00	0.00	112
113	03/31/2018	M	0.00	0.00	14.57	361.61	0.00	0.00	0.00	0.00	0.00	255.73	0.00	0.00	113
114	04/01/2018	O	132.00	0.00	0.00	361.61	0.00	0.00	0.00	0.00	0.00	255.73	0.00	0.00	114
115	04/24/2018	P	0.00	132.00	0.00	361.61	0.00	0.00	0.00	0.00	0.00	255.73	0.00	0.00	115
116	04/30/2018	M	0.00	0.00	14.57	376.18	0.00	0.00	0.00	0.00	0.00	255.73	0.00	0.00	116
117	05/01/2018	O	132.00	0.00	0.00	376.18	0.00	0.00	0.00	0.00	0.00	255.73	0.00	0.00	117
118	05/14/2018	P	0.00	49.37	0.00	376.18	0.00	0.00	0.00	0.00	0.00	255.73	0.00	0.00	118
119	05/23/2018	P	0.00	82.63	0.00	376.18	0.00	0.00	0.00	0.00	0.00	255.73	0.00	0.00	119



	Event Date	Event Type	Current Amount Due	NCP Paid	Unadjudicated Interest (On UA)		Unadjudicated Interest (On AA)		Adjudicated Interest		Unadjudicated Penalty		Adjudicated Penalty		
					Adjust Amount	Running Balance	Adjust Amount	Running Balance	Adjust Amount	Running Balance	Adjust Amount	Running Balance	Adjust Amount	Running Balance	
120	05/31/2018	M	0.00	0.00	14.57	390.75	0.00	0.00	0.00	0.00	0.00	255.73	0.00	0.00	120
121	06/01/2018	O	132.00	0.00	0.00	390.75	0.00	0.00	0.00	0.00	0.00	255.73	0.00	0.00	121
122	06/18/2018	P	0.00	132.00	0.00	390.75	0.00	0.00	0.00	0.00	0.00	255.73	0.00	0.00	122
123	06/30/2018	M	0.00	0.00	14.57	405.32	0.00	0.00	0.00	0.00	0.00	255.73	0.00	0.00	123
124	07/01/2018	O	132.00	0.00	0.00	405.32	0.00	0.00	0.00	0.00	0.00	255.73	0.00	0.00	124
125	07/18/2018	P	0.00	93.23	0.00	405.32	0.00	0.00	0.00	0.00	0.00	255.73	0.00	0.00	125
126	07/25/2018	P	0.00	38.77	0.00	405.32	0.00	0.00	0.00	0.00	0.00	255.73	0.00	0.00	126
127	07/31/2018	M	0.00	0.00	15.69	421.01	0.00	0.00	0.00	0.00	0.00	255.73	0.00	0.00	127
128	08/01/2018	O	132.00	0.00	0.00	421.01	0.00	0.00	0.00	0.00	0.00	255.73	0.00	0.00	128
129	08/22/2018	P	0.00	93.23	0.00	421.01	0.00	0.00	0.00	0.00	0.00	255.73	0.00	0.00	129
130	08/27/2018	P	0.00	38.77	0.00	421.01	0.00	0.00	0.00	0.00	0.00	255.73	0.00	0.00	130
131	08/31/2018	M	0.00	0.00	15.69	436.70	0.00	0.00	0.00	0.00	0.00	255.73	0.00	0.00	131
132	09/01/2018	O	132.00	0.00	0.00	436.70	0.00	0.00	0.00	0.00	0.00	255.73	0.00	0.00	132
133	09/17/2018	P	0.00	93.23	0.00	436.70	0.00	0.00	0.00	0.00	0.00	255.73	0.00	0.00	133
134	09/24/2018	P	0.00	38.77	0.00	436.70	0.00	0.00	0.00	0.00	0.00	255.73	0.00	0.00	134
135	09/30/2018	M	0.00	0.00	15.69	452.39	0.00	0.00	0.00	0.00	0.00	255.73	0.00	0.00	135
136	10/01/2018	O	132.00	0.00	0.00	452.39	0.00	0.00	0.00	0.00	0.00	255.73	0.00	0.00	136
137	10/15/2018	P	0.00	93.23	0.00	452.39	0.00	0.00	0.00	0.00	0.00	255.73	0.00	0.00	137
138	10/22/2018	P	0.00	38.77	0.00	452.39	0.00	0.00	0.00	0.00	0.00	255.73	0.00	0.00	138
139	10/31/2018	M	0.00	0.00	15.69	468.08	0.00	0.00	0.00	0.00	0.00	255.73	0.00	0.00	139
140	11/01/2018	O	132.00	0.00	0.00	468.08	0.00	0.00	0.00	0.00	0.00	255.73	0.00	0.00	140
141	11/19/2018	P	0.00	93.23	0.00	468.08	0.00	0.00	0.00	0.00	0.00	255.73	0.00	0.00	141
142	11/26/2018	P	0.00	38.77	0.00	468.08	0.00	0.00	0.00	0.00	0.00	255.73	0.00	0.00	142
143	11/30/2018	M	0.00	0.00	15.69	483.77	0.00	0.00	0.00	0.00	0.00	255.73	0.00	0.00	143
144	12/01/2018	O	132.00	0.00	0.00	483.77	0.00	0.00	0.00	0.00	0.00	255.73	0.00	0.00	144
145	12/17/2018	P	0.00	93.23	0.00	483.77	0.00	0.00	0.00	0.00	0.00	255.73	0.00	0.00	145
146	12/24/2018	P	0.00	38.77	0.00	483.77	0.00	0.00	0.00	0.00	0.00	255.73	0.00	0.00	146
147	12/31/2018	M	0.00	0.00	15.69	499.46	0.00	0.00	0.00	0.00	0.00	255.73	0.00	0.00	147
148	01/01/2019	O	132.00	0.00	0.00	499.46	0.00	0.00	0.00	0.00	0.00	255.73	0.00	0.00	148
149	01/17/2019	P	0.00	93.23	0.00	499.46	0.00	0.00	0.00	0.00	0.00	255.73	0.00	0.00	149
150	01/22/2019	P	0.00	38.77	0.00	499.46	0.00	0.00	0.00	0.00	0.00	255.73	0.00	0.00	150
151	01/31/2019	M	0.00	0.00	16.81	516.27	0.00	0.00	0.00	0.00	0.00	255.73	0.00	0.00	151
152	02/01/2019	O	132.00	0.00	0.00	516.27	0.00	0.00	0.00	0.00	0.00	255.73	0.00	0.00	152

	Event Date	Event Type	Current Amount Due	NCP Paid	Unadjudicated Interest (On UA)		Unadjudicated Interest (On AA)		Adjudicated Interest		Unadjudicated Penalty		Adjudicated Penalty		
					Adjust Amount	Running Balance	Adjust Amount	Running Balance	Adjust Amount	Running Balance	Adjust Amount	Running Balance	Adjust Amount	Running Balance	
153	02/25/2019	P	0.00	111.75	0.00	516.27	0.00	0.00	0.00	0.00	0.00	255.73	0.00	0.00	153
154	02/28/2019	M	0.00	0.00	16.93	533.20	0.00	0.00	0.00	0.00	2.02	257.75	0.00	0.00	154
155	03/01/2019	O	132.00	0.00	0.00	533.20	0.00	0.00	0.00	0.00	0.00	257.75	0.00	0.00	155
156	03/18/2019	P	0.00	93.23	0.00	533.20	0.00	0.00	0.00	0.00	0.00	257.75	0.00	0.00	156
157	03/25/2019	P	0.00	38.77	0.00	533.20	0.00	0.00	0.00	0.00	0.00	257.75	0.00	0.00	157
158	03/31/2019	M	0.00	0.00	16.93	550.13	0.00	0.00	0.00	0.00	0.00	257.75	0.00	0.00	158
159	04/01/2019	O	132.00	0.00	0.00	550.13	0.00	0.00	0.00	0.00	0.00	257.75	0.00	0.00	159
160	04/24/2019	P	0.00	129.05	0.00	550.13	0.00	0.00	0.00	0.00	0.00	257.75	0.00	0.00	160
161	04/30/2019	M	0.00	0.00	16.95	567.08	0.00	0.00	0.00	0.00	0.30	258.05	0.00	0.00	161
162	05/01/2019	O	132.00	0.00	0.00	567.08	0.00	0.00	0.00	0.00	0.00	258.05	0.00	0.00	162
163	05/13/2019	P	0.00	93.23	0.00	567.08	0.00	0.00	0.00	0.00	0.00	258.05	0.00	0.00	163
164	05/22/2019	P	0.00	38.77	0.00	567.08	0.00	0.00	0.00	0.00	0.00	258.05	0.00	0.00	164
165	05/31/2019	M	0.00	0.00	16.95	584.03	0.00	0.00	0.00	0.00	0.00	258.05	0.00	0.00	165
166	06/01/2019	O	132.00	0.00	0.00	584.03	0.00	0.00	0.00	0.00	0.00	258.05	0.00	0.00	166
167	06/17/2019	P	0.00	93.23	0.00	584.03	0.00	0.00	0.00	0.00	0.00	258.05	0.00	0.00	167
168	06/24/2019	P	0.00	38.77	0.00	584.03	0.00	0.00	0.00	0.00	0.00	258.05	0.00	0.00	168
169	06/30/2019	M	0.00	0.00	16.95	600.98	0.00	0.00	0.00	0.00	0.00	258.05	0.00	0.00	169
170	07/01/2019	O	132.00	0.00	0.00	600.98	0.00	0.00	0.00	0.00	0.00	258.05	0.00	0.00	170
171	07/17/2019	P	0.00	93.23	0.00	600.98	0.00	0.00	0.00	0.00	0.00	258.05	0.00	0.00	171
172	07/22/2019	P	0.00	38.77	0.00	600.98	0.00	0.00	0.00	0.00	0.00	258.05	0.00	0.00	172
173	07/31/2019	M	0.00	0.00	16.95	617.93	0.00	0.00	0.00	0.00	0.00	258.05	0.00	0.00	173
174	08/01/2019	O	132.00	0.00	0.00	617.93	0.00	0.00	0.00	0.00	0.00	258.05	0.00	0.00	174
175	08/19/2019	P	0.00	93.23	0.00	617.93	0.00	0.00	0.00	0.00	0.00	258.05	0.00	0.00	175
176	08/26/2019	P	0.00	38.77	0.00	617.93	0.00	0.00	0.00	0.00	0.00	258.05	0.00	0.00	176
177	08/31/2019	M	0.00	0.00	16.95	634.88	0.00	0.00	0.00	0.00	0.00	258.05	0.00	0.00	177
178	09/01/2019	O	132.00	0.00	0.00	634.88	0.00	0.00	0.00	0.00	0.00	258.05	0.00	0.00	178
179	09/18/2019	P	0.00	93.23	0.00	634.88	0.00	0.00	0.00	0.00	0.00	258.05	0.00	0.00	179
180	09/23/2019	P	0.00	38.77	0.00	634.88	0.00	0.00	0.00	0.00	0.00	258.05	0.00	0.00	180
181	09/30/2019	M	0.00	0.00	16.95	651.83	0.00	0.00	0.00	0.00	0.00	258.05	0.00	0.00	181
182	10/01/2019	O	132.00	0.00	0.00	651.83	0.00	0.00	0.00	0.00	0.00	258.05	0.00	0.00	182
183	10/23/2019	P	0.00	93.23	0.00	651.83	0.00	0.00	0.00	0.00	0.00	258.05	0.00	0.00	183
184	10/28/2019	P	0.00	38.77	0.00	651.83	0.00	0.00	0.00	0.00	0.00	258.05	0.00	0.00	184
185	10/31/2019	M	0.00	0.00	16.95	668.78	0.00	0.00	0.00	0.00	0.00	258.05	0.00	0.00	185

	Event Date	Event Type	Current Amount Due	NCP Paid	Unadjudicated Interest (On UA)		Unadjudicated Interest (On AA)		Adjudicated Interest		Unadjudicated Penalty		Adjudicated Penalty		
					Adjust Amount	Running Balance	Adjust Amount	Running Balance	Adjust Amount	Running Balance	Adjust Amount	Running Balance	Adjust Amount	Running Balance	
186	11/01/2019	O	132.00	0.00	0.00	668.78	0.00	0.00	0.00	0.00	0.00	258.05	0.00	0.00	186
187	11/18/2019	P	0.00	93.23	0.00	668.78	0.00	0.00	0.00	0.00	0.00	258.05	0.00	0.00	187
188	11/25/2019	P	0.00	38.77	0.00	668.78	0.00	0.00	0.00	0.00	0.00	258.05	0.00	0.00	188
189	11/30/2019	M	0.00	0.00	16.95	685.73	0.00	0.00	0.00	0.00	0.00	258.05	0.00	0.00	189
190	12/01/2019	O	132.00	0.00	0.00	685.73	0.00	0.00	0.00	0.00	0.00	258.05	0.00	0.00	190
191	12/16/2019	P	0.00	93.23	0.00	685.73	0.00	0.00	0.00	0.00	0.00	258.05	0.00	0.00	191
192	12/26/2019	P	0.00	38.77	0.00	685.73	0.00	0.00	0.00	0.00	0.00	258.05	0.00	0.00	192
193	12/31/2019	M	0.00	0.00	16.95	702.68	0.00	0.00	0.00	0.00	0.00	258.05	0.00	0.00	193
194	01/01/2020	O	132.00	0.00	0.00	702.68	0.00	0.00	0.00	0.00	0.00	258.05	0.00	0.00	194
195	01/15/2020	P	0.00	93.23	0.00	702.68	0.00	0.00	0.00	0.00	0.00	258.05	0.00	0.00	195
196	01/21/2020	P	0.00	38.77	0.00	702.68	0.00	0.00	0.00	0.00	0.00	258.05	0.00	0.00	196
197	01/31/2020	M	0.00	0.00	15.26	717.94	0.00	0.00	0.00	0.00	0.00	258.05	0.00	0.00	197
198	02/01/2020	O	132.00	0.00	0.00	717.94	0.00	0.00	0.00	0.00	0.00	258.05	0.00	0.00	198
199	02/18/2020	P	0.00	93.23	0.00	717.94	0.00	0.00	0.00	0.00	0.00	258.05	0.00	0.00	199
200	02/24/2020	P	0.00	38.77	0.00	717.94	0.00	0.00	0.00	0.00	0.00	258.05	0.00	0.00	200
201	02/29/2020	M	0.00	0.00	15.26	733.20	0.00	0.00	0.00	0.00	0.00	258.05	0.00	0.00	201
202	03/01/2020	O	132.00	0.00	0.00	733.20	0.00	0.00	0.00	0.00	0.00	258.05	0.00	0.00	202
203	03/17/2020	P	0.00	93.23	0.00	733.20	0.00	0.00	0.00	0.00	0.00	258.05	0.00	0.00	203
204	03/23/2020	P	0.00	38.77	0.00	733.20	0.00	0.00	0.00	0.00	0.00	258.05	0.00	0.00	204
205	03/31/2020	M	0.00	0.00	15.26	748.46	0.00	0.00	0.00	0.00	0.00	258.05	0.00	0.00	205
206	04/01/2020	O	132.00	0.00	0.00	748.46	0.00	0.00	0.00	0.00	0.00	258.05	0.00	0.00	206
207	04/22/2020	P	0.00	93.23	0.00	748.46	0.00	0.00	0.00	0.00	0.00	258.05	0.00	0.00	207
208	04/27/2020	P	0.00	38.77	0.00	748.46	0.00	0.00	0.00	0.00	0.00	258.05	0.00	0.00	208
209	04/30/2020	M	0.00	0.00	15.26	763.72	0.00	0.00	0.00	0.00	0.00	258.05	0.00	0.00	209
210	05/01/2020	O	132.00	0.00	0.00	763.72	0.00	0.00	0.00	0.00	0.00	258.05	0.00	0.00	210
211	05/19/2020	P	0.00	93.23	0.00	763.72	0.00	0.00	0.00	0.00	0.00	258.05	0.00	0.00	211
212	05/26/2020	P	0.00	38.77	0.00	763.72	0.00	0.00	0.00	0.00	0.00	258.05	0.00	0.00	212
213	05/31/2020	M	0.00	0.00	15.26	778.98	0.00	0.00	0.00	0.00	0.00	258.05	0.00	0.00	213
214	06/01/2020	O	132.00	0.00	0.00	778.98	0.00	0.00	0.00	0.00	0.00	258.05	0.00	0.00	214
215	06/15/2020	P	0.00	93.23	0.00	778.98	0.00	0.00	0.00	0.00	0.00	258.05	0.00	0.00	215
216	06/22/2020	P	0.00	38.77	0.00	778.98	0.00	0.00	0.00	0.00	0.00	258.05	0.00	0.00	216
217	06/30/2020	M	0.00	0.00	15.26	794.24	0.00	0.00	0.00	0.00	0.00	258.05	0.00	0.00	217
218	07/01/2020	O	132.00	0.00	0.00	794.24	0.00	0.00	0.00	0.00	0.00	258.05	0.00	0.00	218

	Event Date	Event Type	Current Amount Due	NCP Paid	Unadjudicated Interest (On UA)		Unadjudicated Interest (On AA)		Adjudicated Interest		Unadjudicated Penalty		Adjudicated Penalty		
					Adjust Amount	Running Balance	Adjust Amount	Running Balance	Adjust Amount	Running Balance	Adjust Amount	Running Balance	Adjust Amount	Running Balance	
219	07/20/2020	P	0.00	93.23	0.00	794.24	0.00	0.00	0.00	0.00	0.00	258.05	0.00	0.00	219
220	07/27/2020	P	0.00	38.77	0.00	794.24	0.00	0.00	0.00	0.00	0.00	258.05	0.00	0.00	220
221	07/31/2020	M	0.00	0.00	11.87	806.11	0.00	0.00	0.00	0.00	0.00	258.05	0.00	0.00	221
222	08/01/2020	O	132.00	0.00	0.00	806.11	0.00	0.00	0.00	0.00	0.00	258.05	0.00	0.00	222
223	08/18/2020	P	0.00	93.23	0.00	806.11	0.00	0.00	0.00	0.00	0.00	258.05	0.00	0.00	223
224	08/24/2020	P	0.00	38.77	0.00	806.11	0.00	0.00	0.00	0.00	0.00	258.05	0.00	0.00	224
225	08/31/2020	M	0.00	0.00	11.87	817.98	0.00	0.00	0.00	0.00	0.00	258.05	0.00	0.00	225
226	09/01/2020	O	132.00	0.00	0.00	817.98	0.00	0.00	0.00	0.00	0.00	258.05	0.00	0.00	226
227	09/14/2020	P	0.00	93.23	0.00	817.98	0.00	0.00	0.00	0.00	0.00	258.05	0.00	0.00	227
228	09/22/2020	P	0.00	38.77	0.00	817.98	0.00	0.00	0.00	0.00	0.00	258.05	0.00	0.00	228
229	09/30/2020	M	0.00	0.00	11.87	829.85	0.00	0.00	0.00	0.00	0.00	258.05	0.00	0.00	229
230	10/01/2020	O	132.00	0.00	0.00	829.85	0.00	0.00	0.00	0.00	0.00	258.05	0.00	0.00	230
231	10/13/2020	P	0.00	93.23	0.00	829.85	0.00	0.00	0.00	0.00	0.00	258.05	0.00	0.00	231
232	10/19/2020	P	0.00	51.07	0.00	829.85	0.00	0.00	0.00	0.00	0.00	258.05	0.00	0.00	232
233	10/26/2020	P	0.00	354.06	0.00	829.85	0.00	0.00	0.00	0.00	0.00	258.05	0.00	0.00	233
234	10/31/2020	M	0.00	0.00	10.26	840.11	0.00	0.00	0.00	0.00	0.00	258.05	0.00	0.00	234
235	11/01/2020	O	132.00	0.00	0.00	840.11	0.00	0.00	0.00	0.00	0.00	258.05	0.00	0.00	235
236	11/16/2020	P	0.00	93.23	0.00	840.11	0.00	0.00	0.00	0.00	0.00	258.05	0.00	0.00	236
237	11/23/2020	P	0.00	354.06	0.00	840.11	0.00	0.00	0.00	0.00	0.00	258.05	0.00	0.00	237
238	11/30/2020	P	0.00	354.06	0.00	840.11	0.00	0.00	0.00	0.00	0.00	258.05	0.00	0.00	238
239	11/30/2020	M	0.00	0.00	7.34	847.45	0.00	0.00	0.00	0.00	0.00	258.05	0.00	0.00	239
240	12/01/2020	O	132.00	0.00	0.00	847.45	0.00	0.00	0.00	0.00	0.00	258.05	0.00	0.00	240
241	12/21/2020	P	0.00	93.23	0.00	847.45	0.00	0.00	0.00	0.00	0.00	258.05	0.00	0.00	241
242	12/31/2020	P	0.00	354.06	0.00	847.45	0.00	0.00	0.00	0.00	0.00	258.05	0.00	0.00	242
243	12/31/2020	M	0.00	0.00	5.96	853.41	0.00	0.00	0.00	0.00	0.00	258.05	0.00	0.00	243
244	01/01/2021	O	132.00	0.00	0.00	853.41	0.00	0.00	0.00	0.00	0.00	258.05	0.00	0.00	244
245	01/19/2021	P	0.00	93.23	0.00	853.41	0.00	0.00	0.00	0.00	0.00	258.05	0.00	0.00	245
246	01/27/2021	P	0.00	354.06	0.00	853.41	0.00	0.00	0.00	0.00	0.00	258.05	0.00	0.00	246
247	01/31/2021	M	0.00	0.00	4.58	857.99	0.00	0.00	0.00	0.00	0.00	258.05	0.00	0.00	247
248	02/01/2021	O	132.00	0.00	0.00	857.99	0.00	0.00	0.00	0.00	0.00	258.05	0.00	0.00	248
249	02/16/2021	P	0.00	93.23	0.00	857.99	0.00	0.00	0.00	0.00	0.00	258.05	0.00	0.00	249
250	02/22/2021	P	0.00	354.06	0.00	857.99	0.00	0.00	0.00	0.00	0.00	258.05	0.00	0.00	250
251	02/28/2021	M	0.00	0.00	3.20	861.19	0.00	0.00	0.00	0.00	0.00	258.05	0.00	0.00	251



	Event Date	Event Type	Current Amount Due	NCP Paid	Unadjudicated Interest (On UA)		Unadjudicated Interest (On AA)		Adjudicated Interest		Unadjudicated Penalty		Adjudicated Penalty		
					Adjust Amount	Running Balance	Adjust Amount	Running Balance	Adjust Amount	Running Balance	Adjust Amount	Running Balance	Adjust Amount	Running Balance	
252	03/01/2021	O	132.00	0.00	0.00	861.19	0.00	0.00	0.00	0.00	0.00	258.05	0.00	0.00	252
253	03/15/2021	P	0.00	93.23	0.00	861.19	0.00	0.00	0.00	0.00	0.00	258.05	0.00	0.00	253
254	03/22/2021	P	0.00	354.06	0.00	861.19	0.00	0.00	0.00	0.00	0.00	258.05	0.00	0.00	254
255	03/29/2021	P	0.00	354.06	0.00	861.19	0.00	0.00	0.00	0.00	0.00	258.05	0.00	0.00	255
256	03/31/2021	M	0.00	0.00	0.27	861.46	0.00	0.00	0.00	0.00	0.00	258.05	0.00	0.00	256
257	04/01/2021	O	132.00	0.00	0.00	861.46	0.00	0.00	0.00	0.00	0.00	258.05	0.00	0.00	257
258	04/16/2021	P	0.00	93.23	0.00	861.46	0.00	0.00	0.00	0.00	0.00	258.05	0.00	0.00	258
259	04/26/2021	P	0.00	100.30	0.00	861.46	0.00	0.00	0.00	0.00	0.00	258.05	0.00	0.00	259
260	05/01/2021	O	132.00	0.00	0.00	861.46	0.00	0.00	0.00	0.00	0.00	258.05	0.00	0.00	260
261	05/17/2021	P	0.00	93.23	0.00	861.46	0.00	0.00	0.00	0.00	0.00	258.05	0.00	0.00	261
262	05/24/2021	P	0.00	38.77	0.00	861.46	0.00	0.00	0.00	0.00	0.00	258.05	0.00	0.00	262
<b>Totals:</b>			\$10164.00	\$10164.00	\$0.00	\$861.46	\$0.00	\$0.00	\$0.00	\$0.00	\$0.00	\$258.05	\$0.00	\$0.00	

**Total Unadjudicated Interest on UA:** \$861.46  
**Total Unadjudicated Interest on AA:** \$0.00  
**Total Adjudicated Interest:** \$0.00  
**Total Interest:** \$861.46

**Total Unadjudicated Penalty:** \$258.05  
**Total Adjudicated Penalty:** \$0.00  
**Total Penalty:** \$258.05

**Total Arrears:** \$0.00  
**Total Interest:** \$861.46  
**Total Penalty:** \$258.05  
**Grand Total:** \$1119.51



# Nevada Child Support Guidelines Calculator

A free web application tool to calculate the child support guidelines obligation.

Primary Custody

Switch to Joint/Mixed

Clear

Calculation Year:

2021

Effective 02/01/2021

Respondent's Gross Monthly Income:

7500

Children in Petitioner's custody:

2

Respondent's Obligation: \$

1485

Calculate

Copy

Respondent's Gross Monthly Income: \$7,500.00

Number of Children: 2

Tier 1 ( $\$6,000.00 \times 22.00\% = \$1,320.00$ )

+ Tier 2 ( $\$1,500.00 \times 11.00\% = \$165.00$ )

Obligation amount is \$1,485.00.

Respondent's Obligation: \$1,485.00

Show User Guide

## 2021 - Nevada Child Support Guidelines Calculator

### Website Disclaimer

Please read this disclaimer carefully before using this website. All information posted is merely for informational purposes as it relates to child support cases in the State of Nevada. It should not be considered legal advice. The court has the ability to make adjustments to any estimated obligation. Should you decide to act upon any information on this website, you do so at your own risk. While the information on this website has been verified to the best of our abilities, we cannot guarantee that there are no mistakes or errors. We reserve the right to change this policy at any given time. If you want to make sure that you are up to date with the latest changes, we advise you to frequently visit this website.

COPY

**CERTIFIED COPY**

The document to which this certificate is attached is a full, true and correct copy of the original in file and of record in my office.

DATE 7-12-21

**BOBBIE R. WILLIAMS**, Clerk of Court  
of the State of Nevada, In and for the County of Douglas,

By *[Signature]* Deputy