



00007546202101608830350354

OFFICIAL RECORD  
AMY ELMER, RECORDER

(for Recorder's use only)

1  
2 APN # \_\_\_\_\_

3  
4  
5  
6 Recording Requested by and returned to:

7  
8 Name: Division of Welfare and Supportive Services

9 Child Support Enforcement

10 Address: 300 E. Second St., Ste. 1200

11 City/State/Zip: Reno, NV 89501-1580

12  Release of Lien (RELN)

13  Judgment and Order

14  Stipulation and Order

15  Other:

16  
17  
18  
19 OBLIGOR'S NAME: MICAH DANIEL SMITH

20 UPI #: 095-18-1100C

21  
22  
23  
24 This page added to provide additional information required by NRS 111.312 Sections 1-2.

25 (Additional recording fee applies.)

26  
27 This cover page must be typed or printed.

28

1 CASE NO. 14-UR-0079

2 DEPT. NO. II

3  
4 **IN THE NINTH JUDICIAL DISTRICT COURT OF THE STATE OF NEVADA**  
5 **IN AND FOR THE COUNTY OF DOUGLAS**

6 CRYSTAL SMITH

Obligee,

**AFFIDAVIT OF RECORDATION**


7 Vs.

8 MICAH DANIEL SMITH

Obligor

9  
10 I, Martin Hernandez, hereby swear and affirm under penalty of perjury that the following assertions are true:

- 11 1. That affiant is, and at all times mentioned herein was, a citizen of the State of Nevada, over the
- 12 age of twenty-one years of age, and an employee of the Division of Welfare and Supportive
- 13 Services Child Support Enforcement Office managing the legal process under Case Number
- 14 095-18-1100C.
- 15 2. That this affidavit and Judgment and Order is being filed pursuant to NRS125B.142 and
- 16 NRS17.150, and when so recorded shall become a lien upon all the real property of the Obligor.
- 17 3. That the Obligor's name is Micah Daniel Smith, whose address, Social Security number and
- 18 date of birth is confidential on file with the Division of Welfare and Supportive Services Child
- 19 Support Enforcement Office.
- 20 4. That attached hereto is a certified copy of the Judgment and Order filed on July 12, 2021.
- 21
- 22
- 23
- 24
- 25
- 26
- 27
- 28

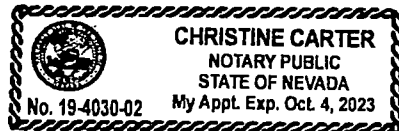
  
\_\_\_\_\_  
Martin Hernandez  
Administrative Assistant II

26 State of Nevada, County of Washoe

27 Subscribed and sworn before me this

21 day of July, 2021

  
\_\_\_\_\_  
NOTARY PUBLIC



1  
2 **INSTRUCTIONS TO RECORDER**  
3

4 Obligor: Micah Daniel Smith

5 Obligee: Crystal Smith

6  
7 Date: July 19, 2021

8  
9 From: Martin Hernandez, Administrative Assistant II, Division of Welfare and Supportive  
10 Services Child Support Enforcement Office  
11

12 Enclosed: Certified copy of Child Support Judgment and Order  
13

14 In accordance with NRS125B.142 and NRS17.150, on the behalf of the Division please record the  
15 attached Affidavit and Judgment and Order at the request of the Division of Welfare and Supportive  
16 Services Child Support Enforcement Office.  
17

18 Please note: If the judgment is a Stipulation and Order, they should be recorded as one document.  
19

20 Thank you for your assistance. If you have any questions or concerns, please call me at  
21 (775) 448-5168.  
22  
23  
24  
25  
26  
27  
28

RECEIVED  
COPY  
JUL 07 2021

FILED

1 CASE NO. 14-UR-0079

2 DEPT. NO. II

Douglas County  
District Court Clerk

2021 JUL 12 AM 11:04

BOBBIE R. WILLIAMS  
CLERK

BY: A. PONCE DEPUTY

3  
4  
5  
6 IN THE NINTH JUDICIAL DISTRICT COURT OF THE STATE OF NEVADA  
7 IN AND FOR THE COUNTY OF DOUGLAS

8  
9 CRYSTAL SMITH  
10 Obligee,

11 Vs.

12 MICAH DANIEL SMITH  
13 Obligor  
14 \_\_\_\_\_

15 **JUDGMENT AND ORDER**

16 *The undersigned does hereby affirm this document does not contain the social security number of any*  
17 *person, pursuant to NRS 239B.030.*

18 This matter was heard on June 11, 2021 for the Review & Adjustment of the parties' 2016  
19 court order. The Court Master with the following were present:

20 Obligee:  Present, via telephone

21 Obligor:  Not Present

22 Presented by: Alyssa Matovina Division of Welfare and Support Services  
Child Support Enforcement

23 After considering all the evidence, the Master hereby makes the following Findings and

24 Recommendations:

25 The Obligor is the parent of the following children:

26 NAME

DOB

27 [REDACTED]

[REDACTED]

28 [REDACTED]

[REDACTED]

1  Obligor was properly served and noticed of today's hearing at his last known address  
2 and failed to appear.

3  Using Federal Poverty Guidelines, Obligor's gross monthly earnings are up to **\$805.00**.  
4 Pursuant to the formula prescribed within NRS 125B.080 and NAC 425 et seq., the  
5 state calculates an obligation of **\$117.00** per month.

6  The monthly child support obligation recommended in paragraph 1 below is adjusted  
7 based on the following considerations contained in NAC 425.150:

8 Any special educational needs of the child:	_____	N/A;
9 The legal responsibility of the parties for the support of others:	_____	N/A;
10 The value of services contributed by either party:	_____	N/A;
11 Any public assistance paid to support the child:	_____	N/A;
12 The cost of transportation of the child to and from visitation:	_____	N/A;
13 The relative income of both households:	_____	N/A;
14 Any other necessary expenses for the benefit of the child:	_____	N/A;
15 The Obligor's ability to pay:	_____	N/A;
16 The child(ren)'s derivative benefit from a federal public benefit:	_____	N/A.

17  The child support amount recommended by the Court Master (set out in paragraph 1  
18 below) deviates from the statutory percentage under NAC 425 et seq., based on the  
19 Obligor's cost of insurance for the children in the amount of N/A. NAC 425.135

20  The monthly child support amount recommended in paragraph 1 below deviates/is  
21 adjusted from the statutory percentage under NRS 125B.080 and NAC 425 et seq.,  
22 based on the reasonable cost of child care in amount of N/A and the Obligor will share  
23 the equitable amount of N/A as part of the monthly child support obligation. NAC  
24 425.130. Oblige testified that there are no childcare costs at this time.

25 **RECOMMENDED ORDER IS:**

26 1.  Ongoing support is ordered in the amount of **\$117.00** per month beginning  
27 June 1, 2021. The obligation for Child Support continues until the child turns 18 years  
28 of age, or until the child turns 19 years of age if the child is enrolled in High School.  
NRS 425.300. However, this obligation to support a child is affected by a child's  
ability to live on their own (NRS129.080 to 129.140 – legal emancipation) or when  
applicable, continued financial support beyond the age of majority per NRS 125B.110.

2.  The Obligor is responsible for **child support** arrears for the period of July 1, 2016 through May 31, 2021.

A judgment is entered against the Obligor for **child support** arrears as follows:

Principal in the amount of \$19,587.02

Interest in the amount of \$4,481.70

Penalty in the amount of \$1,360.94

For a total judgment of \$25,429.66 to be repaid at \$100.00 per month beginning June 1, 2021.

All payments MUST be made in the form of a money order, cashier's check or business check and payable to **STATE COLLECTION AND DISBURSEMENT UNIT (SCaDU)** and sent to:

**STATE COLLECTION AND DISBURSEMENT UNIT (SCaDU)**  
**P.O. BOX 98950**  
**LAS VEGAS, NV 89193-89501**

The following information must be included with each payment:

- A. Name (first, middle, last) of person responsible for paying child support.
- B. Social Security Number of person responsible for paying child support.
- C. Child support case number 095-18-1100C listed on each payment.
- D. Name of custodian (first and last name of person receiving child support).

**PAYMENT OF SUPPORT IS TO BE AS PROVIDED HEREIN, AND THE GIVING OF GIFTS, OF MAKING PURCHASES OF FOOD, CLOTHING AND THE LIKE WILL NOT FULFILL THE OBLIGATION. NOTICE: NO CREDIT WILL BE GIVEN FOR PAYMENTS PAID DIRECTLY TO THE OBLIGEE.**

3. All payments shall be made by immediate income withholding. If your full obligation is not met by the amount withheld by your employer, you are responsible to pay the difference between your court ordered obligation and the amount withheld by your employer directly to the STATE COLLECTION AND DISBURSEMENT UNIT (SCaDU). If you fail to do so you will be subject to the assessment of penalties and interest. You may avoid these additional costs by making your current child support payments each month.

- 1 4.  The Obligee will cover the children's medical, vision, or dental health insurance  
2 needs using either a private for fee insurance plan or public insurance plan. The  
3 accessible and reasonable cost of medical support for the children is the amount of  
4 \$0.00 per month. The Obligor will pay \$0.00 for the monthly medical cash support.  
5 NAC 425.135.
- 6 5.  Pursuant NRS 425.382 et seq. and NAC 425 et seq., expenses for health care which  
7 are not reimbursed through insurance, including expenses for medical, surgical, dental,  
8 orthodontic and optical expenses; must be shared equally by both parents. If a parent  
9 seeks reimbursement for a child's medical/dental expense not covered by insurance, that  
10 parent must send proof of the expense to the other parent within 30 days of paying that  
11 bill. The other parent then has 30 days to reimburse the paying parent 1/2 the cost of  
12 that bill. The parents are required to comply with this provision for reimbursement  
13 under this provision. The parents seeking enforcement of this provision must either go  
14 to small claims court or district court to obtain a judgment against the other parent  
15 before CSEP is required to collect on that judgment.
- 16 6. The Obligor shall keep the Division of Welfare and Supportive Services informed of  
17 any change regarding current residential and/or mailing address, employment and of  
18 access to health insurance coverage in WRITING (including health insurance policy  
19 information) within 10 days of such change.
- 20 7. Obligor shall be responsible for ALL child support and judgment payments due.  
21 Payment is to be made directly to the STATE COLLECTION AND  
22 DISBURSEMENT UNIT (SCaDU). At any time withholding does not occur, Obligor  
23 must make voluntary payments to the STATE COLLECTION AND DISBURSEMENT  
24 UNIT (SCaDU).
- 25 8. Effective July 1, 2004 simple interest will accrue on all adjudicated arrears balances  
26 (including payment in lieu of medical insurance) and spousal support balances, for  
27 cases with a Nevada controlling order pursuant to NRS 99.040. Interest assessed by a  
28

1 judgment of the court prior to July 1, 2004 will be enforced. Interest on the judgment  
2 shall accrue at the rate established by NRS 125B.140(2)(c)(1).

3 9. A 10% penalty will be assessed on each unpaid installment, or portion thereof, of an  
4 obligation to pay child support for a child, pursuant to NRS 125B.095 until January 31,  
5 2020. All penalties accrued through that date will be enforced/collected until the  
6 amount is paid in full.

7 10. The State of Nevada has continuing exclusive jurisdiction for enforcement and  
8 modification purposes pursuant to the Full Faith and Credit for Child Support Orders  
9 Act.

10 11. The Master finds that these Recommendations are in the best interest of the children.

11 ///  
12 ///  
13 ///  
14 ///  
15 ///  
16 ///  
17 ///  
18 ///  
19 ///  
20 ///  
21 ///  
22 ///  
23 ///  
24 ///  
25 ///  
26 ///  
27 ///  
28 ///



**SUPPORT OBLIGATION BREAKDOWN AS FOLLOWS:**

1  
2 Child Support.....**\$117.00**                    Effective June 1, 2021  
3 Child Support Arrearages..... **\$100.00**                    Effective June 1, 2021  
4 Medical Cash.....**\$0.00**                    Effective June 1, 2021  
5 **TOTAL PAYMENT..... \$217.00**

6 Pursuant to NRS 125B.145 this Order may be reviewed every three (3) years and is subject to  
7 future modifications.

8 **NOTICE:** Pursuant to NAC 425.165, if you want to adjust the amount of child support  
9 established in this order, you **MUST** file a motion to modify the order with or submit a  
10 stipulation to the court. If a motion to modify the order is not filed or a stipulation is not  
11 submitted, the child support obligation established in this order will continue until such time  
12 as all children who are the subject of this order reach 18 years of age or, if the youngest child  
13 who is subject to this order is still in high school when he or she reaches 18 years of age,  
14 when the child graduates from high school or reaches 19 years of age, whichever comes first.  
15 Unless the parties agree otherwise in a stipulation, any modification made pursuant to a  
16 motion to modify the order will be effective as of the date the motion was filed.  
17 Unless a stay of this Order is obtained from District Court, all enforcement procedures  
18 including, but not limited to wage withholding, garnishment, liens and the attachment of  
19 federal income tax returns will be undertaken upon entry of this order.

20 **IT IS SO RECOMMENDED.**

21  
22 This 14 day of June, 2021.

  
COURT MASTER

1 **NOTICE OF RIGHT TO WAIVE OBJECTION**

2  The Obligor waives the ten (10) days for objection to the Master's Report, and  
3 this report may be submitted to the District Court immediately.

4  The Obligee waives the ten (10) days for objection to the Master's Report, and  
5 this report may be submitted to the District Court immediately.

6 Receipt of the Master's Recommendation is acknowledged by my signature below.

7 \_\_\_\_\_  
Micah Smith, Obligor

8 \_\_\_\_\_  
Crystal Smith, Obligee

9 **NOTICE OF RIGHT TO OBJECTION**

10 Objections are governed by NRS 425.3844. You have 10 (ten) days from receipt of this  
11 recommendation to file your objection. A failure to file and serve a written objection will  
12 result in final Judgment being ordered by District Court.

13 Objections to this Order **must be filed** with the Ninth Judicial District Court of the State of  
14 Nevada and **served upon** the other party and the Division of Welfare and Supportive  
Services at 300 East Second Street Suite 1200, Reno, NV 89501.

15 You must submit your objection to the Court Clerk for filing by submitting your original  
16 objection and two copies. Legal advice regarding your objection will not be provided.

17 For information on obtaining a objection packet or the objection process please call the  
18 **Division of Welfare and Supportive Services at (775) 448-5150 located at 300 East  
Second Street Suite 1200, Reno, NV 89501.**

19 **ORDER**

20 The Court, having reviewed the above and foregoing Master's Report prepared by the Court

21 Master and,

22  The Obligor having waived the right to object thereto.

23  No timely objection having been filed hereto.

24 **IT IS HEREBY ORDERED that the Master's Findings and Recommendations are**  
25 **affirmed and adopted.**

26 Dated: July 12, 2021.

27   
28 \_\_\_\_\_  
DISTRICT JUDGE

1 CASE NO. 14-UR-0079

2 DEPT. NO. II

3  
4  
5  
6 IN THE NINTH JUDICIAL DISTRICT COURT OF THE STATE OF NEVADA  
7 IN AND FOR THE COUNTY OF DOUGLAS

8  
9 CRYSTAL SMITH  
10 Obligee,

11 Vs.

12  
13 MICAH DANIEL SMITH  
14 Obligor

15 **CERTIFICATE OF MAILING**

16 Pursuant to NRCPC 5(b), I certify that on this date I deposited for mailing, postage  
17 prepaid, at Reno, Nevada, a true copy of the attached document addressed to:

18 MICAH SMITH  
19 CONFIDENTIAL  
20 IN FILE

21 CRYSTAL SMITH  
22 CONFIDENTIAL  
23 IN FILE

24 DATED: June 21st, 2021

25 SIGNED: [Signature]  
26 MARTIN HERNADEZ  
27 ADMINISTRATIVE ASSISTANT II

28 DOCUMENTS: JUDGMENT AND ORDER  
CASE NO. 14-UR-0079

**Custodian Financial Audit** (part 1 of 2)

Run Date: 06/02/2021

Run Time: 01:24 PM

**NCP Name:** Smith , Micah  
**CST Name:** Smith, Crystal

**Case ID:** 095181100C  
**Docket#:** 14-UR-0079  
**Prepared By:** AMMATOVI  
**Last Updated By:** AMMATOVI

**Office:** 03

**Prepared By Date:** 06/02/2021  
**Last Updated By Date:** 06/02/2021

**Provision Type:** Child Support

	Event Date	Event Type	Current Amount Due	NCP Paid	Unadjudicated Arrears		Adjudicated Arrears		
					Adjustment Amount	Running Balance	Adjustment Amount	Running Balance	
1	07/01/2016	J	0.00	0.00	0.00	0.00	9153.68	9153.68	1
2	07/01/2016	O	430.00	0.00	430.00	430.00	0.00	9153.68	2
3	07/06/2016	P	0.00	46.08	-46.08	383.92	0.00	9153.68	3
4	07/06/2016	P	0.00	44.41	-44.41	339.51	0.00	9153.68	4
5	07/12/2016	P	0.00	44.41	-44.41	295.10	0.00	9153.68	5
6	07/12/2016	P	0.00	46.08	-46.08	249.02	0.00	9153.68	6
7	07/19/2016	P	0.00	46.08	-46.08	202.94	0.00	9153.68	7
8	07/19/2016	P	0.00	44.42	-44.42	158.52	0.00	9153.68	8
9	07/26/2016	P	0.00	38.44	-38.44	120.08	0.00	9153.68	9
10	07/26/2016	P	0.00	46.08	-46.08	74.00	0.00	9153.68	10
11	07/31/2016	M	0.00	0.00	0.00	74.00	0.00	9153.68	11
12	08/01/2016	O	430.00	0.00	430.00	504.00	0.00	9153.68	12
13	08/02/2016	P	0.00	46.08	-46.08	457.92	0.00	9153.68	13
14	08/02/2016	P	0.00	44.41	-44.41	413.51	0.00	9153.68	14
15	08/09/2016	P	0.00	46.08	-46.08	367.43	0.00	9153.68	15
16	08/09/2016	P	0.00	44.41	-44.41	323.02	0.00	9153.68	16
17	08/16/2016	P	0.00	46.08	-46.08	276.94	0.00	9153.68	17
18	08/16/2016	P	0.00	44.42	-44.42	232.52	0.00	9153.68	18
19	08/23/2016	P	0.00	59.95	-59.95	172.57	0.00	9153.68	19
20	08/23/2016	P	0.00	57.79	-57.79	114.78	0.00	9153.68	20
21	08/30/2016	P	0.00	47.73	-40.78	74.00	-6.95	9146.73	21

A

	Event Date	Event Type	Current Amount Due	NCP Paid	Unadjudicated Arrears		Adjudicated Arrears		
					Adjustment Amount	Running Balance	Adjustment Amount	Running Balance	
22	08/30/2016	P	0.00	37.75	0.00	74.00	-37.75	9108.98	22
23	08/31/2016	M	0.00	0.00	0.00	74.00	0.00	9108.98	23
24	09/01/2016	O	430.00	0.00	430.00	504.00	0.00	9108.98	24
25	09/07/2016	P	0.00	50.38	-50.38	453.62	0.00	9108.98	25
26	09/07/2016	P	0.00	48.56	-48.56	405.06	0.00	9108.98	26
27	09/13/2016	P	0.00	50.38	-50.38	354.68	0.00	9108.98	27
28	09/13/2016	P	0.00	58.90	-58.90	295.78	0.00	9108.98	28
29	09/20/2016	P	0.00	58.90	-58.90	236.88	0.00	9108.98	29
30	09/20/2016	P	0.00	50.37	-50.37	186.51	0.00	9108.98	30
31	09/27/2016	P	0.00	50.38	-50.38	136.13	0.00	9108.98	31
32	09/27/2016	P	0.00	58.90	-58.90	77.23	0.00	9108.98	32
33	09/30/2016	M	0.00	0.00	0.00	77.23	0.00	9108.98	33
34	10/01/2016	O	430.00	0.00	430.00	507.23	0.00	9108.98	34
35	10/04/2016	P	0.00	64.25	-64.25	442.98	0.00	9108.98	35
36	10/04/2016	P	0.00	58.90	-58.90	384.08	0.00	9108.98	36
37	10/12/2016	P	0.00	64.25	-64.25	319.83	0.00	9108.98	37
38	10/12/2016	P	0.00	58.90	-58.90	260.93	0.00	9108.98	38
39	10/18/2016	P	0.00	64.25	-64.25	196.68	0.00	9108.98	39
40	10/18/2016	P	0.00	58.90	-58.90	137.78	0.00	9108.98	40
41	10/25/2016	P	0.00	43.10	-43.10	94.68	0.00	9108.98	41
42	10/25/2016	P	0.00	60.55	-17.45	77.23	-43.10	9065.88	42
43	10/31/2016	M	0.00	0.00	0.00	77.23	0.00	9065.88	43
44	11/01/2016	O	430.00	0.00	430.00	507.23	0.00	9065.88	44
45	11/01/2016	P	0.00	64.25	-64.25	442.98	0.00	9065.88	45
46	11/01/2016	P	0.00	58.90	-58.90	384.08	0.00	9065.88	46
47	11/08/2016	P	0.00	64.25	-64.25	319.83	0.00	9065.88	47
48	11/08/2016	P	0.00	58.90	-58.90	260.93	0.00	9065.88	48
49	11/15/2016	P	0.00	64.25	-64.25	196.68	0.00	9065.88	49
50	11/15/2016	P	0.00	58.90	-58.90	137.78	0.00	9065.88	50
51	11/22/2016	P	0.00	32.08	-32.08	105.70	0.00	9065.88	51
52	11/22/2016	P	0.00	28.47	-28.47	77.23	0.00	9065.88	52
53	11/29/2016	P	0.00	39.00	0.00	77.23	-39.00	9026.88	53
54	11/29/2016	P	0.00	45.11	0.00	77.23	-45.11	8981.77	54
55	11/30/2016	M	0.00	0.00	0.00	77.23	0.00	8981.77	55

	Event Date	Event Type	Current Amount Due	NCP Paid	Unadjudicated Arrears		Adjudicated Arrears		
					Adjustment Amount	Running Balance	Adjustment Amount	Running Balance	
56	12/01/2016	O	430.00	0.00	430.00	507.23	0.00	8981.77	56
57	12/06/2016	P	0.00	49.12	-49.12	458.11	0.00	8981.77	57
58	12/06/2016	P	0.00	45.05	-45.05	413.06	0.00	8981.77	58
59	12/13/2016	P	0.00	64.25	-64.25	348.81	0.00	8981.77	59
60	12/13/2016	P	0.00	58.90	-58.90	289.91	0.00	8981.77	60
61	12/20/2016	P	0.00	63.36	-63.36	226.55	0.00	8981.77	61
62	12/20/2016	P	0.00	58.09	-58.09	168.46	0.00	8981.77	62
63	12/31/2016	M	0.00	0.00	0.00	168.46	0.00	8981.77	63
64	01/01/2017	O	430.00	0.00	430.00	598.46	0.00	8981.77	64
65	01/03/2017	P	0.00	58.90	-58.90	539.56	0.00	8981.77	65
66	01/03/2017	P	0.00	58.91	-58.91	480.65	0.00	8981.77	66
67	01/10/2017	P	0.00	58.90	-58.90	421.75	0.00	8981.77	67
68	01/17/2017	P	0.00	58.91	-58.91	362.84	0.00	8981.77	68
69	01/23/2017	P	0.00	58.90	-58.90	303.94	0.00	8981.77	69
70	01/29/2017	P	0.00	58.91	-58.91	245.03	0.00	8981.77	70
71	01/31/2017	M	0.00	0.00	0.00	245.03	0.00	8981.77	71
72	02/01/2017	O	430.00	0.00	430.00	675.03	0.00	8981.77	72
73	02/01/2017	P	0.00	58.90	-58.90	616.13	0.00	8981.77	73
74	02/15/2017	P	0.00	64.25	-64.25	551.88	0.00	8981.77	74
75	02/15/2017	P	0.00	58.90	-58.90	492.98	0.00	8981.77	75
76	02/21/2017	P	0.00	64.25	-64.25	428.73	0.00	8981.77	76
77	02/26/2017	P	0.00	64.25	-64.25	364.48	0.00	8981.77	77
78	02/28/2017	M	0.00	0.00	0.00	364.48	0.00	8981.77	78
79	03/01/2017	O	430.00	0.00	430.00	794.48	0.00	8981.77	79
80	03/01/2017	P	0.00	48.79	-48.79	745.69	0.00	8981.77	80
81	03/07/2017	P	0.00	58.90	-58.90	686.79	0.00	8981.77	81
82	03/07/2017	P	0.00	64.25	-64.25	622.54	0.00	8981.77	82
83	03/14/2017	P	0.00	64.25	-64.25	558.29	0.00	8981.77	83
84	03/14/2017	P	0.00	58.90	-58.90	499.39	0.00	8981.77	84
85	03/21/2017	P	0.00	64.25	-64.25	435.14	0.00	8981.77	85
86	03/21/2017	P	0.00	58.90	-58.90	376.24	0.00	8981.77	86
87	03/28/2017	P	0.00	46.99	-11.76	364.48	-35.23	8946.54	87
88	03/28/2017	P	0.00	43.27	0.00	364.48	-43.27	8903.27	88
89	03/31/2017	M	0.00	0.00	0.00	364.48	0.00	8903.27	89

	Event Date	Event Type	Current Amount Due	NCP Paid	Unadjudicated Arrears		Adjudicated Arrears		
					Adjustment Amount	Running Balance	Adjustment Amount	Running Balance	
90	04/01/2017	O	430.00	0.00	430.00	794.48	0.00	8903.27	90
91	04/04/2017	P	0.00	64.25	-64.25	730.23	0.00	8903.27	91
92	04/04/2017	P	0.00	58.90	-58.90	671.33	0.00	8903.27	92
93	04/11/2017	P	0.00	58.90	-58.90	612.43	0.00	8903.27	93
94	04/11/2017	P	0.00	64.25	-64.25	548.18	0.00	8903.27	94
95	04/18/2017	P	0.00	64.25	-64.25	483.93	0.00	8903.27	95
96	04/18/2017	P	0.00	58.90	-58.90	425.03	0.00	8903.27	96
97	04/25/2017	P	0.00	60.55	-60.55	364.48	0.00	8903.27	97
98	04/25/2017	P	0.00	43.10	0.00	364.48	-43.10	8860.17	98
99	04/30/2017	M	0.00	0.00	0.00	364.48	0.00	8860.17	99
100	05/01/2017	O	430.00	0.00	430.00	794.48	0.00	8860.17	100
101	05/02/2017	P	0.00	64.25	-64.25	730.23	0.00	8860.17	101
102	05/02/2017	P	0.00	58.90	-58.90	671.33	0.00	8860.17	102
103	05/09/2017	P	0.00	64.25	-64.25	607.08	0.00	8860.17	103
104	05/09/2017	P	0.00	58.90	-58.90	548.18	0.00	8860.17	104
105	05/16/2017	P	0.00	64.25	-64.25	483.93	0.00	8860.17	105
106	05/16/2017	P	0.00	58.90	-58.90	425.03	0.00	8860.17	106
107	05/24/2017	P	0.00	60.55	-60.55	364.48	0.00	8860.17	107
108	05/24/2017	P	0.00	43.10	0.00	364.48	-43.10	8817.07	108
109	05/31/2017	P	0.00	42.31	0.00	364.48	-42.31	8774.76	109
110	05/31/2017	P	0.00	26.43	0.00	364.48	-26.43	8748.33	110
111	05/31/2017	M	0.00	0.00	0.00	364.48	0.00	8748.33	111
112	06/01/2017	O	430.00	0.00	430.00	794.48	0.00	8748.33	112
113	06/06/2017	P	0.00	64.25	-64.25	730.23	0.00	8748.33	113
114	06/06/2017	P	0.00	58.90	-58.90	671.33	0.00	8748.33	114
115	06/13/2017	P	0.00	64.25	-64.25	607.08	0.00	8748.33	115
116	06/13/2017	P	0.00	58.90	-58.90	548.18	0.00	8748.33	116
117	06/20/2017	P	0.00	64.25	-64.25	483.93	0.00	8748.33	117
118	06/20/2017	P	0.00	58.90	-58.90	425.03	0.00	8748.33	118
119	06/27/2017	P	0.00	60.55	-60.55	364.48	0.00	8748.33	119
120	06/27/2017	P	0.00	43.10	0.00	364.48	-43.10	8705.23	120
121	06/30/2017	M	0.00	0.00	0.00	364.48	0.00	8705.23	121
122	07/01/2017	O	430.00	0.00	430.00	794.48	0.00	8705.23	122
123	07/05/2017	P	0.00	58.90	-58.90	735.58	0.00	8705.23	123

	Event Date	Event Type	Current Amount Due	NCP Paid	Unadjudicated Arrears		Adjudicated Arrears		
					Adjustment Amount	Running Balance	Adjustment Amount	Running Balance	
124	07/05/2017	P	0.00	64.25	-64.25	671.33	0.00	8705.23	124
125	07/11/2017	P	0.00	64.25	-64.25	607.08	0.00	8705.23	125
126	07/11/2017	P	0.00	58.90	-58.90	548.18	0.00	8705.23	126
127	07/18/2017	P	0.00	64.25	-64.25	483.93	0.00	8705.23	127
128	07/18/2017	P	0.00	58.90	-58.90	425.03	0.00	8705.23	128
129	07/25/2017	P	0.00	60.55	-60.55	364.48	0.00	8705.23	129
130	07/25/2017	P	0.00	43.10	0.00	364.48	-43.10	8662.13	130
131	07/31/2017	M	0.00	0.00	0.00	364.48	0.00	8662.13	131
132	08/01/2017	O	430.00	0.00	430.00	794.48	0.00	8662.13	132
133	08/01/2017	P	0.00	64.25	-64.25	730.23	0.00	8662.13	133
134	08/01/2017	P	0.00	58.90	-58.90	671.33	0.00	8662.13	134
135	08/08/2017	P	0.00	58.90	-58.90	612.43	0.00	8662.13	135
136	08/08/2017	P	0.00	64.25	-64.25	548.18	0.00	8662.13	136
137	08/15/2017	P	0.00	64.25	-64.25	483.93	0.00	8662.13	137
138	08/15/2017	P	0.00	58.90	-58.90	425.03	0.00	8662.13	138
139	08/22/2017	P	0.00	60.55	-60.55	364.48	0.00	8662.13	139
140	08/22/2017	P	0.00	43.10	0.00	364.48	-43.10	8619.03	140
141	08/29/2017	P	0.00	42.23	0.00	364.48	-42.23	8576.80	141
142	08/29/2017	P	0.00	26.23	0.00	364.48	-26.23	8550.57	142
143	08/31/2017	M	0.00	0.00	0.00	364.48	0.00	8550.57	143
144	09/01/2017	O	430.00	0.00	430.00	794.48	0.00	8550.57	144
145	09/06/2017	P	0.00	64.25	-64.25	730.23	0.00	8550.57	145
146	09/06/2017	P	0.00	58.90	-58.90	671.33	0.00	8550.57	146
147	09/12/2017	P	0.00	58.90	-58.90	612.43	0.00	8550.57	147
148	09/12/2017	P	0.00	64.25	-64.25	548.18	0.00	8550.57	148
149	09/19/2017	P	0.00	64.25	-64.25	483.93	0.00	8550.57	149
150	09/19/2017	P	0.00	58.90	-58.90	425.03	0.00	8550.57	150
151	09/26/2017	P	0.00	60.55	-60.55	364.48	0.00	8550.57	151
152	09/26/2017	P	0.00	43.10	0.00	364.48	-43.10	8507.47	152
153	09/30/2017	M	0.00	0.00	0.00	364.48	0.00	8507.47	153
154	10/01/2017	O	430.00	0.00	430.00	794.48	0.00	8507.47	154
155	10/03/2017	P	0.00	64.25	-64.25	730.23	0.00	8507.47	155
156	10/03/2017	P	0.00	58.90	-58.90	671.33	0.00	8507.47	156
157	10/11/2017	P	0.00	64.25	-64.25	607.08	0.00	8507.47	157



	Event Date	Event Type	Current Amount Due	NCP Paid	Unadjudicated Arrears		Adjudicated Arrears		
					Adjustment Amount	Running Balance	Adjustment Amount	Running Balance	
158	10/11/2017	P	0.00	58.90	-58.90	548.18	0.00	8507.47	158
159	10/17/2017	P	0.00	58.90	-58.90	489.28	0.00	8507.47	159
160	10/17/2017	P	0.00	64.25	-64.25	425.03	0.00	8507.47	160
161	10/24/2017	P	0.00	60.55	-60.55	364.48	0.00	8507.47	161
162	10/24/2017	P	0.00	43.10	0.00	364.48	-43.10	8464.37	162
163	10/31/2017	M	0.00	0.00	0.00	364.48	0.00	8464.37	163
164	11/01/2017	O	430.00	0.00	430.00	794.48	0.00	8464.37	164
165	11/01/2017	P	0.00	58.90	-58.90	735.58	0.00	8464.37	165
166	11/01/2017	P	0.00	64.25	-64.25	671.33	0.00	8464.37	166
167	11/07/2017	P	0.00	64.25	-64.25	607.08	0.00	8464.37	167
168	11/07/2017	P	0.00	58.90	-58.90	548.18	0.00	8464.37	168
169	11/14/2017	P	0.00	58.90	-58.90	489.28	0.00	8464.37	169
170	11/14/2017	P	0.00	64.25	-64.25	425.03	0.00	8464.37	170
171	11/21/2017	P	0.00	60.55	-60.55	364.48	0.00	8464.37	171
172	11/21/2017	P	0.00	43.10	0.00	364.48	-43.10	8421.27	172
173	11/28/2017	P	0.00	42.15	0.00	364.48	-42.15	8379.12	173
174	11/28/2017	P	0.00	26.02	0.00	364.48	-26.02	8353.10	174
175	11/30/2017	M	0.00	0.00	0.00	364.48	0.00	8353.10	175
176	12/01/2017	O	430.00	0.00	430.00	794.48	0.00	8353.10	176
177	12/05/2017	P	0.00	64.25	-64.25	730.23	0.00	8353.10	177
178	12/05/2017	P	0.00	58.90	-58.90	671.33	0.00	8353.10	178
179	12/12/2017	P	0.00	64.25	-64.25	607.08	0.00	8353.10	179
180	12/12/2017	P	0.00	58.90	-58.90	548.18	0.00	8353.10	180
181	12/19/2017	P	0.00	58.90	-58.90	489.28	0.00	8353.10	181
182	12/19/2017	P	0.00	64.25	-64.25	425.03	0.00	8353.10	182
183	12/27/2017	P	0.00	60.55	-60.55	364.48	0.00	8353.10	183
184	12/27/2017	P	0.00	43.10	0.00	364.48	-43.10	8310.00	184
185	12/31/2017	M	0.00	0.00	0.00	364.48	0.00	8310.00	185
186	01/01/2018	O	430.00	0.00	430.00	794.48	0.00	8310.00	186
187	01/03/2018	P	0.00	64.25	-64.25	730.23	0.00	8310.00	187
188	01/03/2018	P	0.00	58.90	-58.90	671.33	0.00	8310.00	188
189	01/09/2018	P	0.00	64.25	-64.25	607.08	0.00	8310.00	189
190	01/09/2018	P	0.00	58.90	-58.90	548.18	0.00	8310.00	190
191	01/17/2018	P	0.00	64.25	-64.25	483.93	0.00	8310.00	191

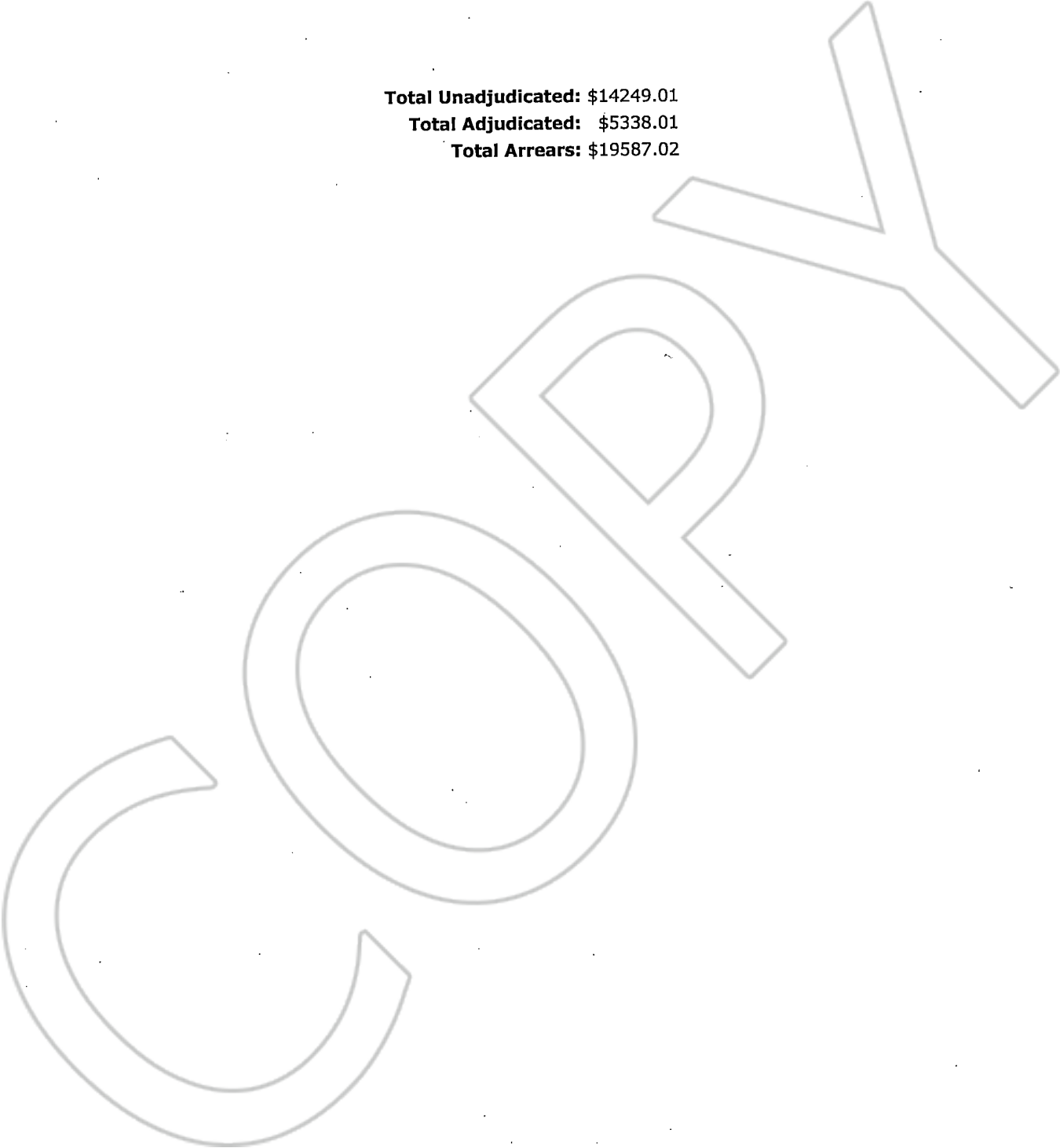
	Event Date	Event Type	Current Amount Due	NCP Paid	Unadjudicated Arrears		Adjudicated Arrears		
					Adjustment Amount	Running Balance	Adjustment Amount	Running Balance	
192	01/17/2018	P	0.00	58.90	-58.90	425.03	0.00	8310.00	192
193	01/23/2018	P	0.00	43.10	-43.10	381.93	0.00	8310.00	193
194	01/23/2018	P	0.00	60.55	-17.45	364.48	-43.10	8266.90	194
195	01/30/2018	P	0.00	42.09	0.00	364.48	-42.09	8224.81	195
196	01/30/2018	P	0.00	25.87	0.00	364.48	-25.87	8198.94	196
197	01/31/2018	M	0.00	0.00	0.00	364.48	0.00	8198.94	197
198	02/01/2018	O	430.00	0.00	430.00	794.48	0.00	8198.94	198
199	02/06/2018	P	0.00	64.25	-64.25	730.23	0.00	8198.94	199
200	02/06/2018	P	0.00	58.90	-58.90	671.33	0.00	8198.94	200
201	02/13/2018	P	0.00	64.25	-64.25	607.08	0.00	8198.94	201
202	02/13/2018	P	0.00	58.90	-58.90	548.18	0.00	8198.94	202
203	02/21/2018	P	0.00	64.25	-64.25	483.93	0.00	8198.94	203
204	02/21/2018	P	0.00	58.90	-58.90	425.03	0.00	8198.94	204
205	02/27/2018	P	0.00	43.10	-43.10	381.93	0.00	8198.94	205
206	02/27/2018	P	0.00	60.55	-17.45	364.48	-43.10	8155.84	206
207	02/28/2018	M	0.00	0.00	0.00	364.48	0.00	8155.84	207
208	03/01/2018	O	430.00	0.00	430.00	794.48	0.00	8155.84	208
209	03/06/2018	P	0.00	64.25	-64.25	730.23	0.00	8155.84	209
210	03/06/2018	P	0.00	58.90	-58.90	671.33	0.00	8155.84	210
211	03/13/2018	P	0.00	64.25	-64.25	607.08	0.00	8155.84	211
212	03/13/2018	P	0.00	58.90	-58.90	548.18	0.00	8155.84	212
213	03/20/2018	P	0.00	64.25	-64.25	483.93	0.00	8155.84	213
214	03/20/2018	P	0.00	58.90	-58.90	425.03	0.00	8155.84	214
215	03/27/2018	P	0.00	60.55	-60.55	364.48	0.00	8155.84	215
216	03/27/2018	P	0.00	43.10	0.00	364.48	-43.10	8112.74	216
217	03/31/2018	M	0.00	0.00	0.00	364.48	0.00	8112.74	217
218	04/01/2018	O	430.00	0.00	430.00	794.48	0.00	8112.74	218
219	04/03/2018	P	0.00	58.90	-58.90	735.58	0.00	8112.74	219
220	04/03/2018	P	0.00	64.25	-64.25	671.33	0.00	8112.74	220
221	04/10/2018	P	0.00	38.90	-38.90	632.43	0.00	8112.74	221
222	04/10/2018	P	0.00	35.67	-35.67	596.76	0.00	8112.74	222
223	04/30/2018	M	0.00	0.00	0.00	596.76	0.00	8112.74	223
224	05/01/2018	O	430.00	0.00	430.00	1026.76	0.00	8112.74	224
225	05/07/2018	P	0.00	64.25	-64.25	962.51	0.00	8112.74	225

	Event Date	Event Type	Current Amount Due	NCP Paid	Unadjudicated Arrears		Adjudicated Arrears		
					Adjustment Amount	Running Balance	Adjustment Amount	Running Balance	
226	05/30/2018	P	0.00	92.24	-92.24	870.27	0.00	8112.74	226
227	05/31/2018	M	0.00	0.00	0.00	870.27	0.00	8112.74	227
228	06/01/2018	O	430.00	0.00	430.00	1300.27	0.00	8112.74	228
229	06/01/2018	P	0.00	95.48	-95.48	1204.79	0.00	8112.74	229
230	06/12/2018	P	0.00	95.48	-95.48	1109.31	0.00	8112.74	230
231	06/18/2018	P	0.00	95.48	-95.48	1013.83	0.00	8112.74	231
232	06/30/2018	M	0.00	0.00	0.00	1013.83	0.00	8112.74	232
233	07/01/2018	O	430.00	0.00	430.00	1443.83	0.00	8112.74	233
234	07/02/2018	P	0.00	95.48	-95.48	1348.35	0.00	8112.74	234
235	07/03/2018	P	0.00	95.48	-95.48	1252.87	0.00	8112.74	235
236	07/09/2018	P	0.00	95.48	-95.48	1157.39	0.00	8112.74	236
237	07/16/2018	P	0.00	95.49	-95.49	1061.90	0.00	8112.74	237
238	07/23/2018	P	0.00	64.01	-48.07	1013.83	-15.94	8096.80	238
239	07/30/2018	P	0.00	88.57	0.00	1013.83	-88.57	8008.23	239
240	07/31/2018	M	0.00	0.00	0.00	1013.83	0.00	8008.23	240
241	08/01/2018	O	430.00	0.00	430.00	1443.83	0.00	8008.23	241
242	08/02/2018	P	0.00	95.48	-95.48	1348.35	0.00	8008.23	242
243	08/13/2018	P	0.00	95.48	-95.48	1252.87	0.00	8008.23	243
244	08/20/2018	P	0.00	95.48	-95.48	1157.39	0.00	8008.23	244
245	08/27/2018	P	0.00	95.49	-95.49	1061.90	0.00	8008.23	245
246	08/31/2018	M	0.00	0.00	0.00	1061.90	0.00	8008.23	246
247	09/01/2018	O	430.00	0.00	430.00	1491.90	0.00	8008.23	247
248	09/04/2018	P	0.00	95.48	-95.48	1396.42	0.00	8008.23	248
249	09/10/2018	P	0.00	95.48	-95.48	1300.94	0.00	8008.23	249
250	09/17/2018	P	0.00	95.48	-95.48	1205.46	0.00	8008.23	250
251	09/24/2018	P	0.00	95.49	-95.49	1109.97	0.00	8008.23	251
252	09/30/2018	M	0.00	0.00	0.00	1109.97	0.00	8008.23	252
253	10/01/2018	O	430.00	0.00	430.00	1539.97	0.00	8008.23	253
254	10/01/2018	P	0.00	95.48	-95.48	1444.49	0.00	8008.23	254
255	10/09/2018	P	0.00	95.48	-95.48	1349.01	0.00	8008.23	255
256	10/15/2018	P	0.00	95.48	-95.48	1253.53	0.00	8008.23	256
257	10/23/2018	P	0.00	95.49	-95.49	1158.04	0.00	8008.23	257
258	10/29/2018	P	0.00	88.57	-48.07	1109.97	-40.50	7967.73	258
259	10/31/2018	M	0.00	0.00	0.00	1109.97	0.00	7967.73	259

	Event Date	Event Type	Current Amount Due	NCP Paid	Unadjudicated Arrears		Adjudicated Arrears		
					Adjustment Amount	Running Balance	Adjustment Amount	Running Balance	
260	11/01/2018	O	430.00	0.00	430.00	1539.97	0.00	7967.73	260
261	11/01/2018	P	0.00	95.48	-95.48	1444.49	0.00	7967.73	261
262	11/13/2018	P	0.00	95.48	-95.48	1349.01	0.00	7967.73	262
263	11/30/2018	M	0.00	0.00	0.00	1349.01	0.00	7967.73	263
264	12/01/2018	O	430.00	0.00	430.00	1779.01	0.00	7967.73	264
265	12/31/2018	M	0.00	0.00	0.00	1779.01	0.00	7967.73	265
266	01/01/2019	O	430.00	0.00	430.00	2209.01	0.00	7967.73	266
267	01/31/2019	M	0.00	0.00	0.00	2209.01	0.00	7967.73	267
268	02/01/2019	O	430.00	0.00	430.00	2639.01	0.00	7967.73	268
269	02/28/2019	M	0.00	0.00	0.00	2639.01	0.00	7967.73	269
270	03/01/2019	O	430.00	0.00	430.00	3069.01	0.00	7967.73	270
271	03/31/2019	M	0.00	0.00	0.00	3069.01	0.00	7967.73	271
272	04/01/2019	O	430.00	0.00	430.00	3499.01	0.00	7967.73	272
273	04/22/2019	P	0.00	1854.43	0.00	3499.01	-1854.43	6113.30	273
274	04/30/2019	M	0.00	0.00	0.00	3499.01	0.00	6113.30	274
275	05/01/2019	O	430.00	0.00	430.00	3929.01	0.00	6113.30	275
276	05/31/2019	M	0.00	0.00	0.00	3929.01	0.00	6113.30	276
277	06/01/2019	O	430.00	0.00	430.00	4359.01	0.00	6113.30	277
278	06/30/2019	M	0.00	0.00	0.00	4359.01	0.00	6113.30	278
279	07/01/2019	O	430.00	0.00	430.00	4789.01	0.00	6113.30	279
280	07/31/2019	M	0.00	0.00	0.00	4789.01	0.00	6113.30	280
281	08/01/2019	O	430.00	0.00	430.00	5219.01	0.00	6113.30	281
282	08/31/2019	M	0.00	0.00	0.00	5219.01	0.00	6113.30	282
283	09/01/2019	O	430.00	0.00	430.00	5649.01	0.00	6113.30	283
284	09/30/2019	M	0.00	0.00	0.00	5649.01	0.00	6113.30	284
285	10/01/2019	O	430.00	0.00	430.00	6079.01	0.00	6113.30	285
286	10/31/2019	M	0.00	0.00	0.00	6079.01	0.00	6113.30	286
287	11/01/2019	O	430.00	0.00	430.00	6509.01	0.00	6113.30	287
288	11/30/2019	M	0.00	0.00	0.00	6509.01	0.00	6113.30	288
289	12/01/2019	O	430.00	0.00	430.00	6939.01	0.00	6113.30	289
290	12/31/2019	M	0.00	0.00	0.00	6939.01	0.00	6113.30	290
291	01/01/2020	O	430.00	0.00	430.00	7369.01	0.00	6113.30	291
292	01/31/2020	M	0.00	0.00	0.00	7369.01	0.00	6113.30	292
293	02/01/2020	O	430.00	0.00	430.00	7799.01	0.00	6113.30	293

	Event Date	Event Type	Current Amount Due	NCP Paid	Unadjudicated Arrears		Adjudicated Arrears		
					Adjustment Amount	Running Balance	Adjustment Amount	Running Balance	
294	02/29/2020	M	0.00	0.00	0.00	7799.01	0.00	6113.30	294
295	03/01/2020	O	430.00	0.00	430.00	8229.01	0.00	6113.30	295
296	03/31/2020	M	0.00	0.00	0.00	8229.01	0.00	6113.30	296
297	04/01/2020	O	430.00	0.00	430.00	8659.01	0.00	6113.30	297
298	04/30/2020	M	0.00	0.00	0.00	8659.01	0.00	6113.30	298
299	05/01/2020	O	430.00	0.00	430.00	9089.01	0.00	6113.30	299
300	05/20/2020	P	0.00	775.29	0.00	9089.01	-775.29	5338.01	300
301	05/31/2020	M	0.00	0.00	0.00	9089.01	0.00	5338.01	301
302	06/01/2020	O	430.00	0.00	430.00	9519.01	0.00	5338.01	302
303	06/30/2020	M	0.00	0.00	0.00	9519.01	0.00	5338.01	303
304	07/01/2020	O	430.00	0.00	430.00	9949.01	0.00	5338.01	304
305	07/31/2020	M	0.00	0.00	0.00	9949.01	0.00	5338.01	305
306	08/01/2020	O	430.00	0.00	430.00	10379.01	0.00	5338.01	306
307	08/31/2020	M	0.00	0.00	0.00	10379.01	0.00	5338.01	307
308	09/01/2020	O	430.00	0.00	430.00	10809.01	0.00	5338.01	308
309	09/30/2020	M	0.00	0.00	0.00	10809.01	0.00	5338.01	309
310	10/01/2020	O	430.00	0.00	430.00	11239.01	0.00	5338.01	310
311	10/31/2020	M	0.00	0.00	0.00	11239.01	0.00	5338.01	311
312	11/01/2020	O	430.00	0.00	430.00	11669.01	0.00	5338.01	312
313	11/30/2020	M	0.00	0.00	0.00	11669.01	0.00	5338.01	313
314	12/01/2020	O	430.00	0.00	430.00	12099.01	0.00	5338.01	314
315	12/31/2020	M	0.00	0.00	0.00	12099.01	0.00	5338.01	315
316	01/01/2021	O	430.00	0.00	430.00	12529.01	0.00	5338.01	316
317	01/31/2021	M	0.00	0.00	0.00	12529.01	0.00	5338.01	317
318	02/01/2021	O	430.00	0.00	430.00	12959.01	0.00	5338.01	318
319	02/28/2021	M	0.00	0.00	0.00	12959.01	0.00	5338.01	319
320	03/01/2021	O	430.00	0.00	430.00	13389.01	0.00	5338.01	320
321	03/31/2021	M	0.00	0.00	0.00	13389.01	0.00	5338.01	321
322	04/01/2021	O	430.00	0.00	430.00	13819.01	0.00	5338.01	322
323	04/30/2021	M	0.00	0.00	0.00	13819.01	0.00	5338.01	323
324	05/01/2021	O	430.00	0.00	430.00	14249.01	0.00	5338.01	324
325	05/31/2021	M	0.00	0.00	0.00	14249.01	0.00	5338.01	325
<b>Totals:</b>			\$25370.00	\$14936.66	\$0.00	\$14249.01	\$0.00	\$5338.01	

**Total Unadjudicated:** \$14249.01  
**Total Adjudicated:** \$5338.01  
**Total Arrears:** \$19587.02



**Custodian Financial Audit** (part 2 of 2)

Run Date: 06/02/2021

Run Time: 01:24 PM

**NCP Name:** Smith , Micah  
**CST Name:** Smith, Crystal

**Case ID:** 095181100C  
**Docket#:** 14-UR-0079  
**Prepared By:** AMMATOVI  
**Last Updated By:** AMMATOVI

**Office:** 03

**Prepared By Date:** 06/02/2021  
**Last Updated By Date:** 06/02/2021

**Provision Type:** Child Support

	Event Date	Event Type	Current Amount Due	NCP Paid	Unadjudicated Interest (On UA)		Unadjudicated Interest (On AA)		Adjudicated Interest		Unadjudicated Penalty		Adjudicated Penalty		
					Adjust Amount	Running Balance	Adjust Amount	Running Balance	Adjust Amount	Running Balance	Adjust Amount	Running Balance	Adjust Amount	Running Balance	
1	07/01/2016	J	0.00	0.00	0.00	0.00	0.00	0.00	924.26	924.26	0.00	0.00	660.48	660.48	1
2	07/01/2016	O	430.00	0.00	0.00	0.00	0.00	0.00	0.00	924.26	0.00	0.00	0.00	660.48	2
3	07/06/2016	P	0.00	46.08	0.00	0.00	0.00	0.00	0.00	924.26	0.00	0.00	0.00	660.48	3
4	07/06/2016	P	0.00	44.41	0.00	0.00	0.00	0.00	0.00	924.26	0.00	0.00	0.00	660.48	4
5	07/12/2016	P	0.00	44.41	0.00	0.00	0.00	0.00	0.00	924.26	0.00	0.00	0.00	660.48	5
6	07/12/2016	P	0.00	46.08	0.00	0.00	0.00	0.00	0.00	924.26	0.00	0.00	0.00	660.48	6
7	07/19/2016	P	0.00	46.08	0.00	0.00	0.00	0.00	0.00	924.26	0.00	0.00	0.00	660.48	7
8	07/19/2016	P	0.00	44.42	0.00	0.00	0.00	0.00	0.00	924.26	0.00	0.00	0.00	660.48	8
9	07/26/2016	P	0.00	38.44	0.00	0.00	0.00	0.00	0.00	924.26	0.00	0.00	0.00	660.48	9
10	07/26/2016	P	0.00	46.08	0.00	0.00	0.00	0.00	0.00	924.26	0.00	0.00	0.00	660.48	10
11	07/31/2016	M	0.00	0.00	0.34	0.34	41.95	41.95	0.00	924.26	0.00	0.00	0.00	660.48	11
12	08/01/2016	O	430.00	0.00	0.00	0.34	0.00	41.95	0.00	924.26	0.00	0.00	0.00	660.48	12
13	08/02/2016	P	0.00	46.08	0.00	0.34	0.00	41.95	0.00	924.26	0.00	0.00	0.00	660.48	13
14	08/02/2016	P	0.00	44.41	0.00	0.34	0.00	41.95	0.00	924.26	0.00	0.00	0.00	660.48	14
15	08/09/2016	P	0.00	46.08	0.00	0.34	0.00	41.95	0.00	924.26	0.00	0.00	0.00	660.48	15
16	08/09/2016	P	0.00	44.41	0.00	0.34	0.00	41.95	0.00	924.26	0.00	0.00	0.00	660.48	16
17	08/16/2016	P	0.00	46.08	0.00	0.34	0.00	41.95	0.00	924.26	0.00	0.00	0.00	660.48	17
18	08/16/2016	P	0.00	44.42	0.00	0.34	0.00	41.95	0.00	924.26	0.00	0.00	0.00	660.48	18
19	08/23/2016	P	0.00	59.95	0.00	0.34	0.00	41.95	0.00	924.26	0.00	0.00	0.00	660.48	19
20	08/23/2016	P	0.00	57.79	0.00	0.34	0.00	41.95	0.00	924.26	0.00	0.00	0.00	660.48	20

	Event Date	Event Type	Current Amount Due	NCP Paid	Unadjudicated Interest (On UA)		Unadjudicated Interest (On AA)		Adjudicated Interest		Unadjudicated Penalty		Adjudicated Penalty		
					Adjust Amount	Running Balance	Adjust Amount	Running Balance	Adjust Amount	Running Balance	Adjust Amount	Running Balance	Adjust Amount	Running Balance	
21	08/30/2016	P	0.00	47.73	0.00	0.34	0.00	41.95	0.00	924.26	0.00	0.00	0.00	660.48	21
22	08/30/2016	P	0.00	37.75	0.00	0.34	0.00	41.95	0.00	924.26	0.00	0.00	0.00	660.48	22
23	08/31/2016	M	0.00	0.00	0.34	0.68	41.75	83.70	0.00	924.26	0.00	0.00	0.00	660.48	23
24	09/01/2016	O	430.00	0.00	0.00	0.68	0.00	83.70	0.00	924.26	0.00	0.00	0.00	660.48	24
25	09/07/2016	P	0.00	50.38	0.00	0.68	0.00	83.70	0.00	924.26	0.00	0.00	0.00	660.48	25
26	09/07/2016	P	0.00	48.56	0.00	0.68	0.00	83.70	0.00	924.26	0.00	0.00	0.00	660.48	26
27	09/13/2016	P	0.00	50.38	0.00	0.68	0.00	83.70	0.00	924.26	0.00	0.00	0.00	660.48	27
28	09/13/2016	P	0.00	58.90	0.00	0.68	0.00	83.70	0.00	924.26	0.00	0.00	0.00	660.48	28
29	09/20/2016	P	0.00	58.90	0.00	0.68	0.00	83.70	0.00	924.26	0.00	0.00	0.00	660.48	29
30	09/20/2016	P	0.00	50.37	0.00	0.68	0.00	83.70	0.00	924.26	0.00	0.00	0.00	660.48	30
31	09/27/2016	P	0.00	50.38	0.00	0.68	0.00	83.70	0.00	924.26	0.00	0.00	0.00	660.48	31
32	09/27/2016	P	0.00	58.90	0.00	0.68	0.00	83.70	0.00	924.26	0.00	0.00	0.00	660.48	32
33	09/30/2016	M	0.00	0.00	0.35	1.03	41.75	125.45	0.00	924.26	0.00	0.00	0.00	660.48	33
34	10/01/2016	O	430.00	0.00	0.00	1.03	0.00	125.45	0.00	924.26	0.00	0.00	0.00	660.48	34
35	10/04/2016	P	0.00	64.25	0.00	1.03	0.00	125.45	0.00	924.26	0.00	0.00	0.00	660.48	35
36	10/04/2016	P	0.00	58.90	0.00	1.03	0.00	125.45	0.00	924.26	0.00	0.00	0.00	660.48	36
37	10/12/2016	P	0.00	64.25	0.00	1.03	0.00	125.45	0.00	924.26	0.00	0.00	0.00	660.48	37
38	10/12/2016	P	0.00	58.90	0.00	1.03	0.00	125.45	0.00	924.26	0.00	0.00	0.00	660.48	38
39	10/18/2016	P	0.00	64.25	0.00	1.03	0.00	125.45	0.00	924.26	0.00	0.00	0.00	660.48	39
40	10/18/2016	P	0.00	58.90	0.00	1.03	0.00	125.45	0.00	924.26	0.00	0.00	0.00	660.48	40
41	10/25/2016	P	0.00	43.10	0.00	1.03	0.00	125.45	0.00	924.26	0.00	0.00	0.00	660.48	41
42	10/25/2016	P	0.00	60.55	0.00	1.03	0.00	125.45	0.00	924.26	0.00	0.00	0.00	660.48	42
43	10/31/2016	M	0.00	0.00	0.35	1.38	41.55	167.00	0.00	924.26	0.00	0.00	0.00	660.48	43
44	11/01/2016	O	430.00	0.00	0.00	1.38	0.00	167.00	0.00	924.26	0.00	0.00	0.00	660.48	44
45	11/01/2016	P	0.00	64.25	0.00	1.38	0.00	167.00	0.00	924.26	0.00	0.00	0.00	660.48	45
46	11/01/2016	P	0.00	58.90	0.00	1.38	0.00	167.00	0.00	924.26	0.00	0.00	0.00	660.48	46
47	11/08/2016	P	0.00	64.25	0.00	1.38	0.00	167.00	0.00	924.26	0.00	0.00	0.00	660.48	47
48	11/08/2016	P	0.00	58.90	0.00	1.38	0.00	167.00	0.00	924.26	0.00	0.00	0.00	660.48	48
49	11/15/2016	P	0.00	64.25	0.00	1.38	0.00	167.00	0.00	924.26	0.00	0.00	0.00	660.48	49
50	11/15/2016	P	0.00	58.90	0.00	1.38	0.00	167.00	0.00	924.26	0.00	0.00	0.00	660.48	50
51	11/22/2016	P	0.00	32.08	0.00	1.38	0.00	167.00	0.00	924.26	0.00	0.00	0.00	660.48	51
52	11/22/2016	P	0.00	28.47	0.00	1.38	0.00	167.00	0.00	924.26	0.00	0.00	0.00	660.48	52
53	11/29/2016	P	0.00	39.00	0.00	1.38	0.00	167.00	0.00	924.26	0.00	0.00	0.00	660.48	53



	Event Date	Event Type	Current Amount Due	NCP Paid	Unadjudicated Interest (On UA)		Unadjudicated Interest (On AA)		Adjudicated Interest		Unadjudicated Penalty		Adjudicated Penalty		
					Adjust Amount	Running Balance	Adjust Amount	Running Balance	Adjust Amount	Running Balance	Adjust Amount	Running Balance	Adjust Amount	Running Balance	
54	11/29/2016	P	0.00	45.11	0.00	1.38	0.00	167.00	0.00	924.26	0.00	0.00	0.00	660.48	54
55	11/30/2016	M	0.00	0.00	0.35	1.73	41.17	208.17	0.00	924.26	0.00	0.00	0.00	660.48	55
56	12/01/2016	O	430.00	0.00	0.00	1.73	0.00	208.17	0.00	924.26	0.00	0.00	0.00	660.48	56
57	12/06/2016	P	0.00	49.12	0.00	1.73	0.00	208.17	0.00	924.26	0.00	0.00	0.00	660.48	57
58	12/06/2016	P	0.00	45.05	0.00	1.73	0.00	208.17	0.00	924.26	0.00	0.00	0.00	660.48	58
59	12/13/2016	P	0.00	64.25	0.00	1.73	0.00	208.17	0.00	924.26	0.00	0.00	0.00	660.48	59
60	12/13/2016	P	0.00	58.90	0.00	1.73	0.00	208.17	0.00	924.26	0.00	0.00	0.00	660.48	60
61	12/20/2016	P	0.00	63.36	0.00	1.73	0.00	208.17	0.00	924.26	0.00	0.00	0.00	660.48	61
62	12/20/2016	P	0.00	58.09	0.00	1.73	0.00	208.17	0.00	924.26	0.00	0.00	0.00	660.48	62
63	12/31/2016	M	0.00	0.00	0.77	2.50	41.17	249.34	0.00	924.26	0.00	0.00	0.00	660.48	63
64	01/01/2017	O	430.00	0.00	0.00	2.50	0.00	249.34	0.00	924.26	0.00	0.00	0.00	660.48	64
65	01/03/2017	P	0.00	58.90	0.00	2.50	0.00	249.34	0.00	924.26	0.00	0.00	0.00	660.48	65
66	01/03/2017	P	0.00	58.91	0.00	2.50	0.00	249.34	0.00	924.26	0.00	0.00	0.00	660.48	66
67	01/10/2017	P	0.00	58.90	0.00	2.50	0.00	249.34	0.00	924.26	0.00	0.00	0.00	660.48	67
68	01/17/2017	P	0.00	58.91	0.00	2.50	0.00	249.34	0.00	924.26	0.00	0.00	0.00	660.48	68
69	01/23/2017	P	0.00	58.90	0.00	2.50	0.00	249.34	0.00	924.26	0.00	0.00	0.00	660.48	69
70	01/29/2017	P	0.00	58.91	0.00	2.50	0.00	249.34	0.00	924.26	0.00	0.00	0.00	660.48	70
71	01/31/2017	M	0.00	0.00	1.17	3.67	43.04	292.38	0.00	924.26	0.00	0.00	0.00	660.48	71
72	02/01/2017	O	430.00	0.00	0.00	3.67	0.00	292.38	0.00	924.26	0.00	0.00	0.00	660.48	72
73	02/01/2017	P	0.00	58.90	0.00	3.67	0.00	292.38	0.00	924.26	0.00	0.00	0.00	660.48	73
74	02/15/2017	P	0.00	64.25	0.00	3.67	0.00	292.38	0.00	924.26	0.00	0.00	0.00	660.48	74
75	02/15/2017	P	0.00	58.90	0.00	3.67	0.00	292.38	0.00	924.26	0.00	0.00	0.00	660.48	75
76	02/21/2017	P	0.00	64.25	0.00	3.67	0.00	292.38	0.00	924.26	0.00	0.00	0.00	660.48	76
77	02/26/2017	P	0.00	64.25	0.00	3.67	0.00	292.38	0.00	924.26	0.00	0.00	0.00	660.48	77
78	02/28/2017	M	0.00	0.00	1.75	5.42	43.04	335.42	0.00	924.26	0.00	0.00	0.00	660.48	78
79	03/01/2017	O	430.00	0.00	0.00	5.42	0.00	335.42	0.00	924.26	0.00	0.00	0.00	660.48	79
80	03/01/2017	P	0.00	48.79	0.00	5.42	0.00	335.42	0.00	924.26	0.00	0.00	0.00	660.48	80
81	03/07/2017	P	0.00	58.90	0.00	5.42	0.00	335.42	0.00	924.26	0.00	0.00	0.00	660.48	81
82	03/07/2017	P	0.00	64.25	0.00	5.42	0.00	335.42	0.00	924.26	0.00	0.00	0.00	660.48	82
83	03/14/2017	P	0.00	64.25	0.00	5.42	0.00	335.42	0.00	924.26	0.00	0.00	0.00	660.48	83
84	03/14/2017	P	0.00	58.90	0.00	5.42	0.00	335.42	0.00	924.26	0.00	0.00	0.00	660.48	84
85	03/21/2017	P	0.00	64.25	0.00	5.42	0.00	335.42	0.00	924.26	0.00	0.00	0.00	660.48	85
86	03/21/2017	P	0.00	58.90	0.00	5.42	0.00	335.42	0.00	924.26	0.00	0.00	0.00	660.48	86

	Event Date	Event Type	Current Amount Due	NCP Paid	Unadjudicated Interest (On UA)		Unadjudicated Interest (On AA)		Adjudicated Interest		Unadjudicated Penalty		Adjudicated Penalty		
					Adjust Amount	Running Balance	Adjust Amount	Running Balance	Adjust Amount	Running Balance	Adjust Amount	Running Balance	Adjust Amount	Running Balance	
87	03/28/2017	P	0.00	46.99	0.00	5.42	0.00	335.42	0.00	924.26	0.00	0.00	0.00	660.48	87
88	03/28/2017	P	0.00	43.27	0.00	5.42	0.00	335.42	0.00	924.26	0.00	0.00	0.00	660.48	88
89	03/31/2017	M	0.00	0.00	1.75	7.17	42.66	378.08	0.00	924.26	0.00	0.00	0.00	660.48	89
90	04/01/2017	O	430.00	0.00	0.00	7.17	0.00	378.08	0.00	924.26	0.00	0.00	0.00	660.48	90
91	04/04/2017	P	0.00	64.25	0.00	7.17	0.00	378.08	0.00	924.26	0.00	0.00	0.00	660.48	91
92	04/04/2017	P	0.00	58.90	0.00	7.17	0.00	378.08	0.00	924.26	0.00	0.00	0.00	660.48	92
93	04/11/2017	P	0.00	58.90	0.00	7.17	0.00	378.08	0.00	924.26	0.00	0.00	0.00	660.48	93
94	04/11/2017	P	0.00	64.25	0.00	7.17	0.00	378.08	0.00	924.26	0.00	0.00	0.00	660.48	94
95	04/18/2017	P	0.00	64.25	0.00	7.17	0.00	378.08	0.00	924.26	0.00	0.00	0.00	660.48	95
96	04/18/2017	P	0.00	58.90	0.00	7.17	0.00	378.08	0.00	924.26	0.00	0.00	0.00	660.48	96
97	04/25/2017	P	0.00	60.55	0.00	7.17	0.00	378.08	0.00	924.26	0.00	0.00	0.00	660.48	97
98	04/25/2017	P	0.00	43.10	0.00	7.17	0.00	378.08	0.00	924.26	0.00	0.00	0.00	660.48	98
99	04/30/2017	M	0.00	0.00	1.75	8.92	42.45	420.53	0.00	924.26	0.00	0.00	0.00	660.48	99
100	05/01/2017	O	430.00	0.00	0.00	8.92	0.00	420.53	0.00	924.26	0.00	0.00	0.00	660.48	100
101	05/02/2017	P	0.00	64.25	0.00	8.92	0.00	420.53	0.00	924.26	0.00	0.00	0.00	660.48	101
102	05/02/2017	P	0.00	58.90	0.00	8.92	0.00	420.53	0.00	924.26	0.00	0.00	0.00	660.48	102
103	05/09/2017	P	0.00	64.25	0.00	8.92	0.00	420.53	0.00	924.26	0.00	0.00	0.00	660.48	103
104	05/09/2017	P	0.00	58.90	0.00	8.92	0.00	420.53	0.00	924.26	0.00	0.00	0.00	660.48	104
105	05/16/2017	P	0.00	64.25	0.00	8.92	0.00	420.53	0.00	924.26	0.00	0.00	0.00	660.48	105
106	05/16/2017	P	0.00	58.90	0.00	8.92	0.00	420.53	0.00	924.26	0.00	0.00	0.00	660.48	106
107	05/24/2017	P	0.00	60.55	0.00	8.92	0.00	420.53	0.00	924.26	0.00	0.00	0.00	660.48	107
108	05/24/2017	P	0.00	43.10	0.00	8.92	0.00	420.53	0.00	924.26	0.00	0.00	0.00	660.48	108
109	05/31/2017	P	0.00	42.31	0.00	8.92	0.00	420.53	0.00	924.26	0.00	0.00	0.00	660.48	109
110	05/31/2017	P	0.00	26.43	0.00	8.92	0.00	420.53	0.00	924.26	0.00	0.00	0.00	660.48	110
111	05/31/2017	M	0.00	0.00	1.75	10.67	41.92	462.45	0.00	924.26	0.00	0.00	0.00	660.48	111
112	06/01/2017	O	430.00	0.00	0.00	10.67	0.00	462.45	0.00	924.26	0.00	0.00	0.00	660.48	112
113	06/06/2017	P	0.00	64.25	0.00	10.67	0.00	462.45	0.00	924.26	0.00	0.00	0.00	660.48	113
114	06/06/2017	P	0.00	58.90	0.00	10.67	0.00	462.45	0.00	924.26	0.00	0.00	0.00	660.48	114
115	06/13/2017	P	0.00	64.25	0.00	10.67	0.00	462.45	0.00	924.26	0.00	0.00	0.00	660.48	115
116	06/13/2017	P	0.00	58.90	0.00	10.67	0.00	462.45	0.00	924.26	0.00	0.00	0.00	660.48	116
117	06/20/2017	P	0.00	64.25	0.00	10.67	0.00	462.45	0.00	924.26	0.00	0.00	0.00	660.48	117
118	06/20/2017	P	0.00	58.90	0.00	10.67	0.00	462.45	0.00	924.26	0.00	0.00	0.00	660.48	118
119	06/27/2017	P	0.00	60.55	0.00	10.67	0.00	462.45	0.00	924.26	0.00	0.00	0.00	660.48	119

	Event Date	Event Type	Current Amount Due	NCP Paid	Unadjudicated Interest (On UA)		Unadjudicated Interest (On AA)		Adjudicated Interest		Unadjudicated Penalty		Adjudicated Penalty		
					Adjust Amount	Running Balance	Adjust Amount	Running Balance	Adjust Amount	Running Balance	Adjust Amount	Running Balance	Adjust Amount	Running Balance	
120	06/27/2017	P	0.00	43.10	0.00	10.67	0.00	462.45	0.00	924.26	0.00	0.00	0.00	660.48	120
121	06/30/2017	M	0.00	0.00	1.75	12.42	41.71	504.16	0.00	924.26	0.00	0.00	0.00	660.48	121
122	07/01/2017	O	430.00	0.00	0.00	12.42	0.00	504.16	0.00	924.26	0.00	0.00	0.00	660.48	122
123	07/05/2017	P	0.00	58.90	0.00	12.42	0.00	504.16	0.00	924.26	0.00	0.00	0.00	660.48	123
124	07/05/2017	P	0.00	64.25	0.00	12.42	0.00	504.16	0.00	924.26	0.00	0.00	0.00	660.48	124
125	07/11/2017	P	0.00	64.25	0.00	12.42	0.00	504.16	0.00	924.26	0.00	0.00	0.00	660.48	125
126	07/11/2017	P	0.00	58.90	0.00	12.42	0.00	504.16	0.00	924.26	0.00	0.00	0.00	660.48	126
127	07/18/2017	P	0.00	64.25	0.00	12.42	0.00	504.16	0.00	924.26	0.00	0.00	0.00	660.48	127
128	07/18/2017	P	0.00	58.90	0.00	12.42	0.00	504.16	0.00	924.26	0.00	0.00	0.00	660.48	128
129	07/25/2017	P	0.00	60.55	0.00	12.42	0.00	504.16	0.00	924.26	0.00	0.00	0.00	660.48	129
130	07/25/2017	P	0.00	43.10	0.00	12.42	0.00	504.16	0.00	924.26	0.00	0.00	0.00	660.48	130
131	07/31/2017	M	0.00	0.00	1.90	14.32	45.12	549.28	0.00	924.26	0.00	0.00	0.00	660.48	131
132	08/01/2017	O	430.00	0.00	0.00	14.32	0.00	549.28	0.00	924.26	0.00	0.00	0.00	660.48	132
133	08/01/2017	P	0.00	64.25	0.00	14.32	0.00	549.28	0.00	924.26	0.00	0.00	0.00	660.48	133
134	08/01/2017	P	0.00	58.90	0.00	14.32	0.00	549.28	0.00	924.26	0.00	0.00	0.00	660.48	134
135	08/08/2017	P	0.00	58.90	0.00	14.32	0.00	549.28	0.00	924.26	0.00	0.00	0.00	660.48	135
136	08/08/2017	P	0.00	64.25	0.00	14.32	0.00	549.28	0.00	924.26	0.00	0.00	0.00	660.48	136
137	08/15/2017	P	0.00	64.25	0.00	14.32	0.00	549.28	0.00	924.26	0.00	0.00	0.00	660.48	137
138	08/15/2017	P	0.00	58.90	0.00	14.32	0.00	549.28	0.00	924.26	0.00	0.00	0.00	660.48	138
139	08/22/2017	P	0.00	60.55	0.00	14.32	0.00	549.28	0.00	924.26	0.00	0.00	0.00	660.48	139
140	08/22/2017	P	0.00	43.10	0.00	14.32	0.00	549.28	0.00	924.26	0.00	0.00	0.00	660.48	140
141	08/29/2017	P	0.00	42.23	0.00	14.32	0.00	549.28	0.00	924.26	0.00	0.00	0.00	660.48	141
142	08/29/2017	P	0.00	26.23	0.00	14.32	0.00	549.28	0.00	924.26	0.00	0.00	0.00	660.48	142
143	08/31/2017	M	0.00	0.00	1.90	16.22	44.53	593.81	0.00	924.26	0.00	0.00	0.00	660.48	143
144	09/01/2017	O	430.00	0.00	0.00	16.22	0.00	593.81	0.00	924.26	0.00	0.00	0.00	660.48	144
145	09/06/2017	P	0.00	64.25	0.00	16.22	0.00	593.81	0.00	924.26	0.00	0.00	0.00	660.48	145
146	09/06/2017	P	0.00	58.90	0.00	16.22	0.00	593.81	0.00	924.26	0.00	0.00	0.00	660.48	146
147	09/12/2017	P	0.00	58.90	0.00	16.22	0.00	593.81	0.00	924.26	0.00	0.00	0.00	660.48	147
148	09/12/2017	P	0.00	64.25	0.00	16.22	0.00	593.81	0.00	924.26	0.00	0.00	0.00	660.48	148
149	09/19/2017	P	0.00	64.25	0.00	16.22	0.00	593.81	0.00	924.26	0.00	0.00	0.00	660.48	149
150	09/19/2017	P	0.00	58.90	0.00	16.22	0.00	593.81	0.00	924.26	0.00	0.00	0.00	660.48	150
151	09/26/2017	P	0.00	60.55	0.00	16.22	0.00	593.81	0.00	924.26	0.00	0.00	0.00	660.48	151
152	09/26/2017	P	0.00	43.10	0.00	16.22	0.00	593.81	0.00	924.26	0.00	0.00	0.00	660.48	152

	Event Date	Event Type	Current Amount Due	NCP Paid	Unadjudicated Interest (On UA)		Unadjudicated Interest (On AA)		Adjudicated Interest		Unadjudicated Penalty		Adjudicated Penalty		
					Adjust Amount	Running Balance	Adjust Amount	Running Balance	Adjust Amount	Running Balance	Adjust Amount	Running Balance	Adjust Amount	Running Balance	
153	09/30/2017	M	0.00	0.00	1.90	18.12	44.31	638.12	0.00	924.26	0.00	0.00	0.00	660.48	153
154	10/01/2017	O	430.00	0.00	0.00	18.12	0.00	638.12	0.00	924.26	0.00	0.00	0.00	660.48	154
155	10/03/2017	P	0.00	64.25	0.00	18.12	0.00	638.12	0.00	924.26	0.00	0.00	0.00	660.48	155
156	10/03/2017	P	0.00	58.90	0.00	18.12	0.00	638.12	0.00	924.26	0.00	0.00	0.00	660.48	156
157	10/11/2017	P	0.00	64.25	0.00	18.12	0.00	638.12	0.00	924.26	0.00	0.00	0.00	660.48	157
158	10/11/2017	P	0.00	58.90	0.00	18.12	0.00	638.12	0.00	924.26	0.00	0.00	0.00	660.48	158
159	10/17/2017	P	0.00	58.90	0.00	18.12	0.00	638.12	0.00	924.26	0.00	0.00	0.00	660.48	159
160	10/17/2017	P	0.00	64.25	0.00	18.12	0.00	638.12	0.00	924.26	0.00	0.00	0.00	660.48	160
161	10/24/2017	P	0.00	60.55	0.00	18.12	0.00	638.12	0.00	924.26	0.00	0.00	0.00	660.48	161
162	10/24/2017	P	0.00	43.10	0.00	18.12	0.00	638.12	0.00	924.26	0.00	0.00	0.00	660.48	162
163	10/31/2017	M	0.00	0.00	1.90	20.02	44.09	682.21	0.00	924.26	0.00	0.00	0.00	660.48	163
164	11/01/2017	O	430.00	0.00	0.00	20.02	0.00	682.21	0.00	924.26	0.00	0.00	0.00	660.48	164
165	11/01/2017	P	0.00	58.90	0.00	20.02	0.00	682.21	0.00	924.26	0.00	0.00	0.00	660.48	165
166	11/01/2017	P	0.00	64.25	0.00	20.02	0.00	682.21	0.00	924.26	0.00	0.00	0.00	660.48	166
167	11/07/2017	P	0.00	64.25	0.00	20.02	0.00	682.21	0.00	924.26	0.00	0.00	0.00	660.48	167
168	11/07/2017	P	0.00	58.90	0.00	20.02	0.00	682.21	0.00	924.26	0.00	0.00	0.00	660.48	168
169	11/14/2017	P	0.00	58.90	0.00	20.02	0.00	682.21	0.00	924.26	0.00	0.00	0.00	660.48	169
170	11/14/2017	P	0.00	64.25	0.00	20.02	0.00	682.21	0.00	924.26	0.00	0.00	0.00	660.48	170
171	11/21/2017	P	0.00	60.55	0.00	20.02	0.00	682.21	0.00	924.26	0.00	0.00	0.00	660.48	171
172	11/21/2017	P	0.00	43.10	0.00	20.02	0.00	682.21	0.00	924.26	0.00	0.00	0.00	660.48	172
173	11/28/2017	P	0.00	42.15	0.00	20.02	0.00	682.21	0.00	924.26	0.00	0.00	0.00	660.48	173
174	11/28/2017	P	0.00	26.02	0.00	20.02	0.00	682.21	0.00	924.26	0.00	0.00	0.00	660.48	174
175	11/30/2017	M	0.00	0.00	1.90	21.92	43.51	725.72	0.00	924.26	0.00	0.00	0.00	660.48	175
176	12/01/2017	O	430.00	0.00	0.00	21.92	0.00	725.72	0.00	924.26	0.00	0.00	0.00	660.48	176
177	12/05/2017	P	0.00	64.25	0.00	21.92	0.00	725.72	0.00	924.26	0.00	0.00	0.00	660.48	177
178	12/05/2017	P	0.00	58.90	0.00	21.92	0.00	725.72	0.00	924.26	0.00	0.00	0.00	660.48	178
179	12/12/2017	P	0.00	64.25	0.00	21.92	0.00	725.72	0.00	924.26	0.00	0.00	0.00	660.48	179
180	12/12/2017	P	0.00	58.90	0.00	21.92	0.00	725.72	0.00	924.26	0.00	0.00	0.00	660.48	180
181	12/19/2017	P	0.00	58.90	0.00	21.92	0.00	725.72	0.00	924.26	0.00	0.00	0.00	660.48	181
182	12/19/2017	P	0.00	64.25	0.00	21.92	0.00	725.72	0.00	924.26	0.00	0.00	0.00	660.48	182
183	12/27/2017	P	0.00	60.55	0.00	21.92	0.00	725.72	0.00	924.26	0.00	0.00	0.00	660.48	183
184	12/27/2017	P	0.00	43.10	0.00	21.92	0.00	725.72	0.00	924.26	0.00	0.00	0.00	660.48	184
185	12/31/2017	M	0.00	0.00	1.90	23.82	43.28	769.00	0.00	924.26	0.00	0.00	0.00	660.48	185

	Event Date	Event Type	Current Amount Due	NCP Paid	Unadjudicated Interest (On UA)		Unadjudicated Interest (On AA)		Adjudicated Interest		Unadjudicated Penalty		Adjudicated Penalty		
					Adjust Amount	Running Balance	Adjust Amount	Running Balance	Adjust Amount	Running Balance	Adjust Amount	Running Balance	Adjust Amount	Running Balance	
186	01/01/2018	O	430.00	0.00	0.00	23.82	0.00	769.00	0.00	924.26	0.00	0.00	0.00	660.48	186
187	01/03/2018	P	0.00	64.25	0.00	23.82	0.00	769.00	0.00	924.26	0.00	0.00	0.00	660.48	187
188	01/03/2018	P	0.00	58.90	0.00	23.82	0.00	769.00	0.00	924.26	0.00	0.00	0.00	660.48	188
189	01/09/2018	P	0.00	64.25	0.00	23.82	0.00	769.00	0.00	924.26	0.00	0.00	0.00	660.48	189
190	01/09/2018	P	0.00	58.90	0.00	23.82	0.00	769.00	0.00	924.26	0.00	0.00	0.00	660.48	190
191	01/17/2018	P	0.00	64.25	0.00	23.82	0.00	769.00	0.00	924.26	0.00	0.00	0.00	660.48	191
192	01/17/2018	P	0.00	58.90	0.00	23.82	0.00	769.00	0.00	924.26	0.00	0.00	0.00	660.48	192
193	01/23/2018	P	0.00	43.10	0.00	23.82	0.00	769.00	0.00	924.26	0.00	0.00	0.00	660.48	193
194	01/23/2018	P	0.00	60.55	0.00	23.82	0.00	769.00	0.00	924.26	0.00	0.00	0.00	660.48	194
195	01/30/2018	P	0.00	42.09	0.00	23.82	0.00	769.00	0.00	924.26	0.00	0.00	0.00	660.48	195
196	01/30/2018	P	0.00	25.87	0.00	23.82	0.00	769.00	0.00	924.26	0.00	0.00	0.00	660.48	196
197	01/31/2018	M	0.00	0.00	1.97	25.79	44.41	813.41	0.00	924.26	0.00	0.00	0.00	660.48	197
198	02/01/2018	O	430.00	0.00	0.00	25.79	0.00	813.41	0.00	924.26	0.00	0.00	0.00	660.48	198
199	02/06/2018	P	0.00	64.25	0.00	25.79	0.00	813.41	0.00	924.26	0.00	0.00	0.00	660.48	199
200	02/06/2018	P	0.00	58.90	0.00	25.79	0.00	813.41	0.00	924.26	0.00	0.00	0.00	660.48	200
201	02/13/2018	P	0.00	64.25	0.00	25.79	0.00	813.41	0.00	924.26	0.00	0.00	0.00	660.48	201
202	02/13/2018	P	0.00	58.90	0.00	25.79	0.00	813.41	0.00	924.26	0.00	0.00	0.00	660.48	202
203	02/21/2018	P	0.00	64.25	0.00	25.79	0.00	813.41	0.00	924.26	0.00	0.00	0.00	660.48	203
204	02/21/2018	P	0.00	58.90	0.00	25.79	0.00	813.41	0.00	924.26	0.00	0.00	0.00	660.48	204
205	02/27/2018	P	0.00	43.10	0.00	25.79	0.00	813.41	0.00	924.26	0.00	0.00	0.00	660.48	205
206	02/27/2018	P	0.00	60.55	0.00	25.79	0.00	813.41	0.00	924.26	0.00	0.00	0.00	660.48	206
207	02/28/2018	M	0.00	0.00	1.97	27.76	44.18	857.59	0.00	924.26	0.00	0.00	0.00	660.48	207
208	03/01/2018	O	430.00	0.00	0.00	27.76	0.00	857.59	0.00	924.26	0.00	0.00	0.00	660.48	208
209	03/06/2018	P	0.00	64.25	0.00	27.76	0.00	857.59	0.00	924.26	0.00	0.00	0.00	660.48	209
210	03/06/2018	P	0.00	58.90	0.00	27.76	0.00	857.59	0.00	924.26	0.00	0.00	0.00	660.48	210
211	03/13/2018	P	0.00	64.25	0.00	27.76	0.00	857.59	0.00	924.26	0.00	0.00	0.00	660.48	211
212	03/13/2018	P	0.00	58.90	0.00	27.76	0.00	857.59	0.00	924.26	0.00	0.00	0.00	660.48	212
213	03/20/2018	P	0.00	64.25	0.00	27.76	0.00	857.59	0.00	924.26	0.00	0.00	0.00	660.48	213
214	03/20/2018	P	0.00	58.90	0.00	27.76	0.00	857.59	0.00	924.26	0.00	0.00	0.00	660.48	214
215	03/27/2018	P	0.00	60.55	0.00	27.76	0.00	857.59	0.00	924.26	0.00	0.00	0.00	660.48	215
216	03/27/2018	P	0.00	43.10	0.00	27.76	0.00	857.59	0.00	924.26	0.00	0.00	0.00	660.48	216
217	03/31/2018	M	0.00	0.00	1.97	29.73	43.94	901.53	0.00	924.26	0.00	0.00	0.00	660.48	217
218	04/01/2018	O	430.00	0.00	0.00	29.73	0.00	901.53	0.00	924.26	0.00	0.00	0.00	660.48	218

	Event Date	Event Type	Current Amount Due	NCP Paid	Unadjudicated Interest (On UA)		Unadjudicated Interest (On AA)		Adjudicated Interest		Unadjudicated Penalty		Adjudicated Penalty		
					Adjust Amount	Running Balance	Adjust Amount	Running Balance	Adjust Amount	Running Balance	Adjust Amount	Running Balance	Adjust Amount	Running Balance	
219	04/03/2018	P	0.00	58.90	0.00	29.73	0.00	901.53	0.00	924.26	0.00	0.00	0.00	660.48	219
220	04/03/2018	P	0.00	64.25	0.00	29.73	0.00	901.53	0.00	924.26	0.00	0.00	0.00	660.48	220
221	04/10/2018	P	0.00	38.90	0.00	29.73	0.00	901.53	0.00	924.26	0.00	0.00	0.00	660.48	221
222	04/10/2018	P	0.00	35.67	0.00	29.73	0.00	901.53	0.00	924.26	0.00	0.00	0.00	660.48	222
223	04/30/2018	M	0.00	0.00	3.23	32.96	43.94	945.47	0.00	924.26	23.23	23.23	0.00	660.48	223
224	05/01/2018	O	430.00	0.00	0.00	32.96	0.00	945.47	0.00	924.26	0.00	23.23	0.00	660.48	224
225	05/07/2018	P	0.00	64.25	0.00	32.96	0.00	945.47	0.00	924.26	0.00	23.23	0.00	660.48	225
226	05/30/2018	P	0.00	92.24	0.00	32.96	0.00	945.47	0.00	924.26	0.00	23.23	0.00	660.48	226
227	05/31/2018	M	0.00	0.00	4.71	37.67	43.94	989.41	0.00	924.26	27.35	50.58	0.00	660.48	227
228	06/01/2018	O	430.00	0.00	0.00	37.67	0.00	989.41	0.00	924.26	0.00	50.58	0.00	660.48	228
229	06/01/2018	P	0.00	95.48	0.00	37.67	0.00	989.41	0.00	924.26	0.00	50.58	0.00	660.48	229
230	06/12/2018	P	0.00	95.48	0.00	37.67	0.00	989.41	0.00	924.26	0.00	50.58	0.00	660.48	230
231	06/18/2018	P	0.00	95.48	0.00	37.67	0.00	989.41	0.00	924.26	0.00	50.58	0.00	660.48	231
232	06/30/2018	M	0.00	0.00	5.49	43.16	43.94	1033.35	0.00	924.26	14.36	64.94	0.00	660.48	232
233	07/01/2018	O	430.00	0.00	0.00	43.16	0.00	1033.35	0.00	924.26	0.00	64.94	0.00	660.48	233
234	07/02/2018	P	0.00	95.48	0.00	43.16	0.00	1033.35	0.00	924.26	0.00	64.94	0.00	660.48	234
235	07/03/2018	P	0.00	95.48	0.00	43.16	0.00	1033.35	0.00	924.26	0.00	64.94	0.00	660.48	235
236	07/09/2018	P	0.00	95.48	0.00	43.16	0.00	1033.35	0.00	924.26	0.00	64.94	0.00	660.48	236
237	07/16/2018	P	0.00	95.49	0.00	43.16	0.00	1033.35	0.00	924.26	0.00	64.94	0.00	660.48	237
238	07/23/2018	P	0.00	64.01	0.00	43.16	0.00	1033.35	0.00	924.26	0.00	64.94	0.00	660.48	238
239	07/30/2018	P	0.00	88.57	0.00	43.16	0.00	1033.35	0.00	924.26	0.00	64.94	0.00	660.48	239
240	07/31/2018	M	0.00	0.00	5.91	49.07	46.71	1080.06	0.00	924.26	0.00	64.94	0.00	660.48	240
241	08/01/2018	O	430.00	0.00	0.00	49.07	0.00	1080.06	0.00	924.26	0.00	64.94	0.00	660.48	241
242	08/02/2018	P	0.00	95.48	0.00	49.07	0.00	1080.06	0.00	924.26	0.00	64.94	0.00	660.48	242
243	08/13/2018	P	0.00	95.48	0.00	49.07	0.00	1080.06	0.00	924.26	0.00	64.94	0.00	660.48	243
244	08/20/2018	P	0.00	95.48	0.00	49.07	0.00	1080.06	0.00	924.26	0.00	64.94	0.00	660.48	244
245	08/27/2018	P	0.00	95.49	0.00	49.07	0.00	1080.06	0.00	924.26	0.00	64.94	0.00	660.48	245
246	08/31/2018	M	0.00	0.00	6.19	55.26	46.71	1126.77	0.00	924.26	4.81	69.75	0.00	660.48	246
247	09/01/2018	O	430.00	0.00	0.00	55.26	0.00	1126.77	0.00	924.26	0.00	69.75	0.00	660.48	247
248	09/04/2018	P	0.00	95.48	0.00	55.26	0.00	1126.77	0.00	924.26	0.00	69.75	0.00	660.48	248
249	09/10/2018	P	0.00	95.48	0.00	55.26	0.00	1126.77	0.00	924.26	0.00	69.75	0.00	660.48	249
250	09/17/2018	P	0.00	95.48	0.00	55.26	0.00	1126.77	0.00	924.26	0.00	69.75	0.00	660.48	250
251	09/24/2018	P	0.00	95.49	0.00	55.26	0.00	1126.77	0.00	924.26	0.00	69.75	0.00	660.48	251

	Event Date	Event Type	Current Amount Due	NCP Paid	Unadjudicated Interest (On UA)		Unadjudicated Interest (On AA)		Adjudicated Interest		Unadjudicated Penalty		Adjudicated Penalty		
					Adjust Amount	Running Balance	Adjust Amount	Running Balance	Adjust Amount	Running Balance	Adjust Amount	Running Balance	Adjust Amount	Running Balance	
252	09/30/2018	M	0.00	0.00	6.47	61.73	46.71	1173.48	0.00	924.26	4.81	74.56	0.00	660.48	252
253	10/01/2018	O	430.00	0.00	0.00	61.73	0.00	1173.48	0.00	924.26	0.00	74.56	0.00	660.48	253
254	10/01/2018	P	0.00	95.48	0.00	61.73	0.00	1173.48	0.00	924.26	0.00	74.56	0.00	660.48	254
255	10/09/2018	P	0.00	95.48	0.00	61.73	0.00	1173.48	0.00	924.26	0.00	74.56	0.00	660.48	255
256	10/15/2018	P	0.00	95.48	0.00	61.73	0.00	1173.48	0.00	924.26	0.00	74.56	0.00	660.48	256
257	10/23/2018	P	0.00	95.49	0.00	61.73	0.00	1173.48	0.00	924.26	0.00	74.56	0.00	660.48	257
258	10/29/2018	P	0.00	88.57	0.00	61.73	0.00	1173.48	0.00	924.26	0.00	74.56	0.00	660.48	258
259	10/31/2018	M	0.00	0.00	6.47	68.20	46.48	1219.96	0.00	924.26	0.00	74.56	0.00	660.48	259
260	11/01/2018	O	430.00	0.00	0.00	68.20	0.00	1219.96	0.00	924.26	0.00	74.56	0.00	660.48	260
261	11/01/2018	P	0.00	95.48	0.00	68.20	0.00	1219.96	0.00	924.26	0.00	74.56	0.00	660.48	261
262	11/13/2018	P	0.00	95.48	0.00	68.20	0.00	1219.96	0.00	924.26	0.00	74.56	0.00	660.48	262
263	11/30/2018	M	0.00	0.00	7.87	76.07	46.48	1266.44	0.00	924.26	23.90	98.46	0.00	660.48	263
264	12/01/2018	O	430.00	0.00	0.00	76.07	0.00	1266.44	0.00	924.26	0.00	98.46	0.00	660.48	264
265	12/31/2018	M	0.00	0.00	10.38	86.45	46.48	1312.92	0.00	924.26	43.00	141.46	0.00	660.48	265
266	01/01/2019	O	430.00	0.00	0.00	86.45	0.00	1312.92	0.00	924.26	0.00	141.46	0.00	660.48	266
267	01/31/2019	M	0.00	0.00	13.81	100.26	49.80	1362.72	0.00	924.26	43.00	184.46	0.00	660.48	267
268	02/01/2019	O	430.00	0.00	0.00	100.26	0.00	1362.72	0.00	924.26	0.00	184.46	0.00	660.48	268
269	02/28/2019	M	0.00	0.00	16.49	116.75	49.80	1412.52	0.00	924.26	43.00	227.46	0.00	660.48	269
270	03/01/2019	O	430.00	0.00	0.00	116.75	0.00	1412.52	0.00	924.26	0.00	227.46	0.00	660.48	270
271	03/31/2019	M	0.00	0.00	19.18	135.93	49.80	1462.32	0.00	924.26	43.00	270.46	0.00	660.48	271
272	04/01/2019	O	430.00	0.00	0.00	135.93	0.00	1462.32	0.00	924.26	0.00	270.46	0.00	660.48	272
273	04/22/2019	P	0.00	1854.43	0.00	135.93	0.00	1462.32	0.00	924.26	0.00	270.46	0.00	660.48	273
274	04/30/2019	M	0.00	0.00	21.87	157.80	38.21	1500.53	0.00	924.26	43.00	313.46	0.00	660.48	274
275	05/01/2019	O	430.00	0.00	0.00	157.80	0.00	1500.53	0.00	924.26	0.00	313.46	0.00	660.48	275
276	05/31/2019	M	0.00	0.00	24.56	182.36	38.21	1538.74	0.00	924.26	43.00	356.46	0.00	660.48	276
277	06/01/2019	O	430.00	0.00	0.00	182.36	0.00	1538.74	0.00	924.26	0.00	356.46	0.00	660.48	277
278	06/30/2019	M	0.00	0.00	27.24	209.60	38.21	1576.95	0.00	924.26	43.00	399.46	0.00	660.48	278
279	07/01/2019	O	430.00	0.00	0.00	209.60	0.00	1576.95	0.00	924.26	0.00	399.46	0.00	660.48	279
280	07/31/2019	M	0.00	0.00	29.93	239.53	38.21	1615.16	0.00	924.26	43.00	442.46	0.00	660.48	280
281	08/01/2019	O	430.00	0.00	0.00	239.53	0.00	1615.16	0.00	924.26	0.00	442.46	0.00	660.48	281
282	08/31/2019	M	0.00	0.00	32.62	272.15	38.21	1653.37	0.00	924.26	43.00	485.46	0.00	660.48	282
283	09/01/2019	O	430.00	0.00	0.00	272.15	0.00	1653.37	0.00	924.26	0.00	485.46	0.00	660.48	283
284	09/30/2019	M	0.00	0.00	35.31	307.46	38.21	1691.58	0.00	924.26	43.00	528.46	0.00	660.48	284

	Event Date	Event Type	Current Amount Due	NCP Paid	Unadjudicated Interest (On UA)		Unadjudicated Interest (On AA)		Adjudicated Interest		Unadjudicated Penalty		Adjudicated Penalty		
					Adjust Amount	Running Balance	Adjust Amount	Running Balance	Adjust Amount	Running Balance	Adjust Amount	Running Balance	Adjust Amount	Running Balance	
285	10/01/2019	O	430.00	0.00	0.00	307.46	0.00	1691.58	0.00	924.26	0.00	528.46	0.00	660.48	285
286	10/31/2019	M	0.00	0.00	37.99	345.45	38.21	1729.79	0.00	924.26	43.00	571.46	0.00	660.48	286
287	11/01/2019	O	430.00	0.00	0.00	345.45	0.00	1729.79	0.00	924.26	0.00	571.46	0.00	660.48	287
288	11/30/2019	M	0.00	0.00	40.68	386.13	38.21	1768.00	0.00	924.26	43.00	614.46	0.00	660.48	288
289	12/01/2019	O	430.00	0.00	0.00	386.13	0.00	1768.00	0.00	924.26	0.00	614.46	0.00	660.48	289
290	12/31/2019	M	0.00	0.00	43.37	429.50	38.21	1806.21	0.00	924.26	43.00	657.46	0.00	660.48	290
291	01/01/2020	O	430.00	0.00	0.00	429.50	0.00	1806.21	0.00	924.26	0.00	657.46	0.00	660.48	291
292	01/31/2020	M	0.00	0.00	41.45	470.95	34.39	1840.60	0.00	924.26	43.00	700.46	0.00	660.48	292
293	02/01/2020	O	430.00	0.00	0.00	470.95	0.00	1840.60	0.00	924.26	0.00	700.46	0.00	660.48	293
294	02/29/2020	M	0.00	0.00	43.87	514.82	34.39	1874.99	0.00	924.26	0.00	700.46	0.00	660.48	294
295	03/01/2020	O	430.00	0.00	0.00	514.82	0.00	1874.99	0.00	924.26	0.00	700.46	0.00	660.48	295
296	03/31/2020	M	0.00	0.00	46.29	561.11	34.39	1909.38	0.00	924.26	0.00	700.46	0.00	660.48	296
297	04/01/2020	O	430.00	0.00	0.00	561.11	0.00	1909.38	0.00	924.26	0.00	700.46	0.00	660.48	297
298	04/30/2020	M	0.00	0.00	48.71	609.82	34.39	1943.77	0.00	924.26	0.00	700.46	0.00	660.48	298
299	05/01/2020	O	430.00	0.00	0.00	609.82	0.00	1943.77	0.00	924.26	0.00	700.46	0.00	660.48	299
300	05/20/2020	P	0.00	775.29	0.00	609.82	0.00	1943.77	0.00	924.26	0.00	700.46	0.00	660.48	300
301	05/31/2020	M	0.00	0.00	51.13	660.95	30.03	1973.80	0.00	924.26	0.00	700.46	0.00	660.48	301
302	06/01/2020	O	430.00	0.00	0.00	660.95	0.00	1973.80	0.00	924.26	0.00	700.46	0.00	660.48	302
303	06/30/2020	M	0.00	0.00	53.54	714.49	30.03	2003.83	0.00	924.26	0.00	700.46	0.00	660.48	303
304	07/01/2020	O	430.00	0.00	0.00	714.49	0.00	2003.83	0.00	924.26	0.00	700.46	0.00	660.48	304
305	07/31/2020	M	0.00	0.00	43.53	758.02	23.35	2027.18	0.00	924.26	0.00	700.46	0.00	660.48	305
306	08/01/2020	O	430.00	0.00	0.00	758.02	0.00	2027.18	0.00	924.26	0.00	700.46	0.00	660.48	306
307	08/31/2020	M	0.00	0.00	45.41	803.43	23.35	2050.53	0.00	924.26	0.00	700.46	0.00	660.48	307
308	09/01/2020	O	430.00	0.00	0.00	803.43	0.00	2050.53	0.00	924.26	0.00	700.46	0.00	660.48	308
309	09/30/2020	M	0.00	0.00	47.29	850.72	23.35	2073.88	0.00	924.26	0.00	700.46	0.00	660.48	309
310	10/01/2020	O	430.00	0.00	0.00	850.72	0.00	2073.88	0.00	924.26	0.00	700.46	0.00	660.48	310
311	10/31/2020	M	0.00	0.00	49.17	899.89	23.35	2097.23	0.00	924.26	0.00	700.46	0.00	660.48	311
312	11/01/2020	O	430.00	0.00	0.00	899.89	0.00	2097.23	0.00	924.26	0.00	700.46	0.00	660.48	312
313	11/30/2020	M	0.00	0.00	51.05	950.94	23.35	2120.58	0.00	924.26	0.00	700.46	0.00	660.48	313
314	12/01/2020	O	430.00	0.00	0.00	950.94	0.00	2120.58	0.00	924.26	0.00	700.46	0.00	660.48	314
315	12/31/2020	M	0.00	0.00	52.93	1003.87	23.35	2143.93	0.00	924.26	0.00	700.46	0.00	660.48	315
316	01/01/2021	O	430.00	0.00	0.00	1003.87	0.00	2143.93	0.00	924.26	0.00	700.46	0.00	660.48	316
317	01/31/2021	M	0.00	0.00	54.81	1058.68	23.35	2167.28	0.00	924.26	0.00	700.46	0.00	660.48	317



	Event Date	Event Type	Current Amount Due	NCP Paid	Unadjudicated Interest (On UA)		Unadjudicated Interest (On AA)		Adjudicated Interest		Unadjudicated Penalty		Adjudicated Penalty		
					Adjust Amount	Running Balance	Adjust Amount	Running Balance	Adjust Amount	Running Balance	Adjust Amount	Running Balance	Adjust Amount	Running Balance	
318	02/01/2021	O	430.00	0.00	0.00	1058.68	0.00	2167.28	0.00	924.26	0.00	700.46	0.00	660.48	318
319	02/28/2021	M	0.00	0.00	56.70	1115.38	23.35	2190.63	0.00	924.26	0.00	700.46	0.00	660.48	319
320	03/01/2021	O	430.00	0.00	0.00	1115.38	0.00	2190.63	0.00	924.26	0.00	700.46	0.00	660.48	320
321	03/31/2021	M	0.00	0.00	58.58	1173.96	23.35	2213.98	0.00	924.26	0.00	700.46	0.00	660.48	321
322	04/01/2021	O	430.00	0.00	0.00	1173.96	0.00	2213.98	0.00	924.26	0.00	700.46	0.00	660.48	322
323	04/30/2021	M	0.00	0.00	60.46	1234.42	23.35	2237.33	0.00	924.26	0.00	700.46	0.00	660.48	323
324	05/01/2021	O	430.00	0.00	0.00	1234.42	0.00	2237.33	0.00	924.26	0.00	700.46	0.00	660.48	324
325	05/31/2021	M	0.00	0.00	62.34	1296.76	23.35	2260.68	0.00	924.26	0.00	700.46	0.00	660.48	325
<b>Totals:</b>			\$25370.00	\$14936.66	\$0.00	\$1296.76	\$0.00	\$2260.68	\$0.00	\$924.26	\$0.00	\$700.46	\$0.00	\$660.48	

**Total Unadjudicated Interest on UA:** \$1296.76  
**Total Unadjudicated Interest on AA:** \$2260.68  
**Total Adjudicated Interest:** \$924.26  
**Total Interest:** \$4481.70

**Total Unadjudicated Penalty:** \$700.46  
**Total Adjudicated Penalty:** \$660.48  
**Total Penalty:** \$1360.94

**Total Arrears:** \$19587.02  
**Total Interest:** \$4481.70  
**Total Penalty:** \$1360.94  
**Grand Total:** \$25429.66

# Nevada Child Support Guidelines Calculator

A free web application tool to calculate the child support guidelines obligation.

Primary Custody

Switch to Joint/Mixed

Clear

Calculation Year:  
Effective 02/01/2021

2021

Respondent's Gross Monthly Income:

805.00

Children in Petitioner's custody:

2

Respondent's Obligation: \$ 117

Calculate

Copy

Respondent's Gross Monthly Income: \$805.00  
Number of Children: 2

For 2 children,  
and Gross Monthly Income above \$0.00 and  
up to \$805.00 the 2021 Low-Income Payers table  
Obligation amount is \$117.00.


Respondent's Obligation: \$117.00

Show User Guide

2021 - Nevada Child Support Guidelines Calculator

### Website Disclaimer

Please read this disclaimer carefully before using this website. All information posted is merely for informational purposes as it relates to child support cases in the State of Nevada. It should not be considered legal advice. The court has the ability to make adjustments to any estimated obligation. Should you decide to act upon any information on this website, you do so at your own risk. While the information on this website has been verified to the best of our abilities, we cannot guarantee that there are no mistakes or errors. We reserve the right to change this policy at any given time. If you want to make sure that you are up-to-date with the latest changes, we advise you to frequently visit this website.



COPY

**CERTIFIED COPY**

The document to which this certificate is attached is a full, true and correct copy of the original in file and of record in my office.

DATE 07/12/2021

**BOBBIE R. WILLIAMS** Clerk of Court  
of the State of Nevada, in and for the County of Douglas,

By [Signature] Deputy